



Williamsburg  
CHARTER HIGH SCHOOL

**WCHS Board Meeting Agenda**  
**May 16, 2017**  
**6:00pm**

1. Welcome
2. Principal's Report
  - a. Burning Flame Award
  - b. Instruction
  - c. Student Support
  - d. Data
3. Finance
  - a. Building Update
4. Enrollment
  - a. Registration
5. HR Updates
  - a. Teacher Vacancies
  - b. Audit Update
  - c. VOTE: Instructional Contracts
6. Accountability
  - a. Summer Reporting
  - b. Title III and Grant Updates
7. Safety and Facilities
8. Operations
9. Approval of Board Minutes
10. Other Business
11. Adjournment
12. Executive Session
  - a. Personnel Matters

# May Board Report

## INSTRUCTION

The spring administration of STAR Reading and Math testing occurred March 30-April 21. The number of students in need of urgent intervention decreased slightly in both the Reading and Math assessment. Data is provided below and will drive programming for the 2017-18 school year.

ELA STAR Testing Results				Math STAR Testing Results			
Cohort	Benchmark	January	April	Cohort	Benchmark	January	April
Grade 9 Total=266	At/Above	2% (4 students)	2% (4 Students)	Grade 9 Total=266	At/Above	2% (6 students)	1% (2 students)
	On Watch	6% (14 students)	7% (17 students)		On Watch	14% (35 students)	13% (30 students)
	Intervention	31% (75 students)	36% (81 Students)		Intervention	34% (84 students)	37% (87 students)
	Urgent Intervention	62% (150 students)	55% (125 students)		Urgent Intervention	49% (121 students)	49% (116 students)
Grade 10 Total=299	At/Above	1% (4 students)	3% (7 students)	Grade 10 Total=299	At/Above	0% (0 students)	1% (4 students)
	On Watch	10% (27 students)	9% (24 students)		On Watch	18% (52 students)	14% (37 students)
	Intervention	30% (82 students)	30% (77 students)		Intervention	43% (122 students)	43% (114 students)
	Urgent Intervention	59% (162 students)	58% (151 students)		Urgent Intervention	38% (108 students)	42% (113 students)
Grade 11 Total=167	At/Above	1% (2 students)	2% (3 students)	Grade 11 Total=167	At/Above	2% (4 students)	2% (3 students)
	On Watch	14% (22 students)	11% (18 students)		On Watch	18% (29 students)	18% (28 students)
	Intervention	41% (62 students)	44% (69 students)		Intervention	40% (65 students)	42% (65 students)
	Urgent Intervention	44% (70 students)	43% (68 students)		Urgent Intervention	39% (63 students)	37% (57 students)
Grade 12 Total=236	At/Above	2% (4 students)	4% (7 student)	Grade 12 Total=236	At/Above	3% (6 students)	5% (6 students)
	On Watch	5% (11 students)	7% (14 students)		On Watch	12% (25 students)	14% (19 students)
	Intervention	44% (97 students)	35% (67 students)		Intervention	51% (105 students)	49% (65 students)
	Urgent Intervention	49% (107 students)	53% (101 students)		Urgent Intervention	33% (68 students)	32% (42 students)

## 2017-18 Language Course Selections

Students in the 9-11th grade completed elective course selection forms to ensure that student choice and preference is reflected in the 2017-18 Master Schedule. The data reaffirms our student's interest in exploring additional World Languages. Students self-selection of French or Spanish will likely lead to higher participation in LOTE exams which will increase our advanced regents rates. Our current LOTE exam rates are also provided.

	Cohort 2018	Cohort 2019	Cohort 2020	Totals
<b>French 1</b>	32	33	47	<b>112</b>
<b>Latin Yr 2</b>	0	4	3	<b>7</b>
<b>Latin Yr 3</b>	2	3	2	<b>7</b>

<b>Spanish 1</b>	16	29	40	<b>85</b>
<b>Spanish for Native Speakers</b>	5	4	2	<b>11</b>

### **Latin Regents Participation Data**

	<b># students scheduled for exam</b>	<b># of students who took exam</b>	<b>Passing Rate</b>
<b>2013-14</b>	53	45	56% (25 students)
<b>2014-15</b>	47	38	74% (28 students)
<b>2015-16</b>	46	30	53 % (16 students)

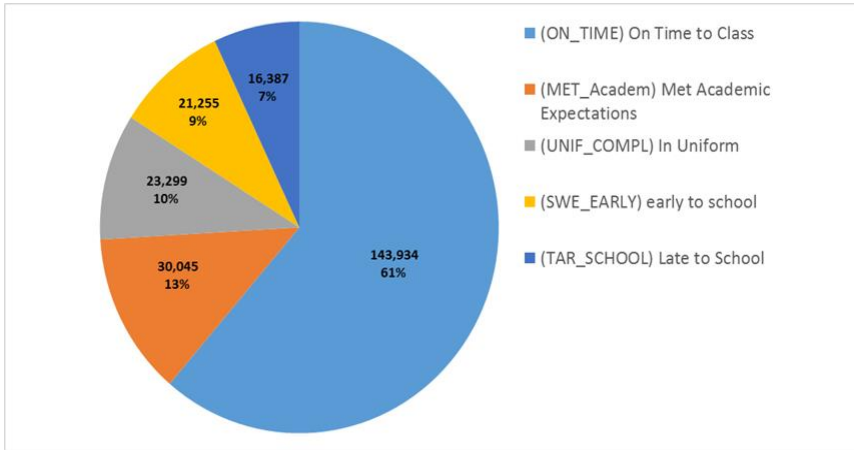
### **STUDENT SUPPORT SERVICES**

#### **HERO Updates**

- We have approximately 73 parents who have signed up for HERO.
- HERO Mother's Day Gift Pop-Up Shop was held on Friday May 12th.
- Students have been diligent about redeeming their points which demonstrates their continued buy-in to the Hero Program.

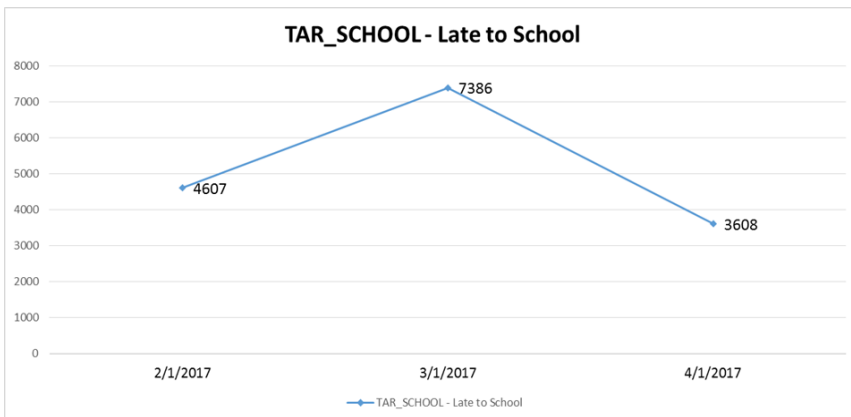
## HERO Target Behaviors (Top 5)

The percentages represent the behaviors that are being tracked NOT compliance.



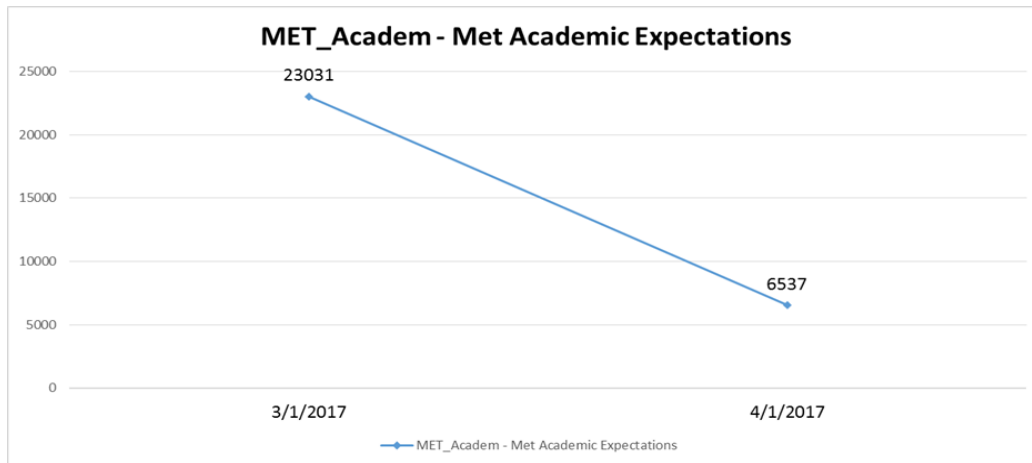
## Tardy to School Data

There has been a decrease in the number of students arriving late to school.



## Meeting Academic Expectations

There has been a decrease in the number of teachers tracking students that are meeting academic expectations.

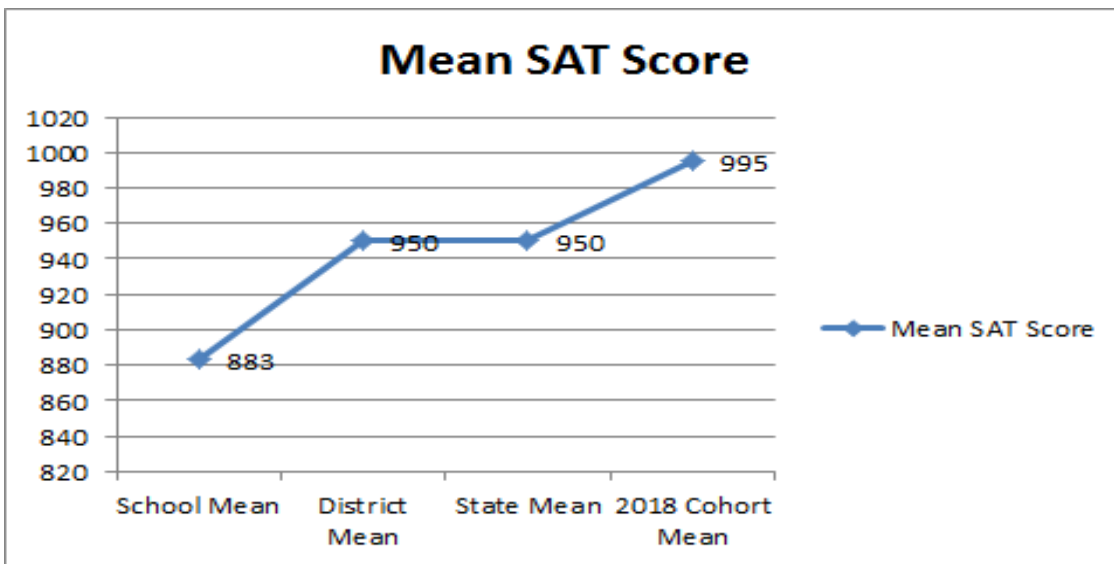
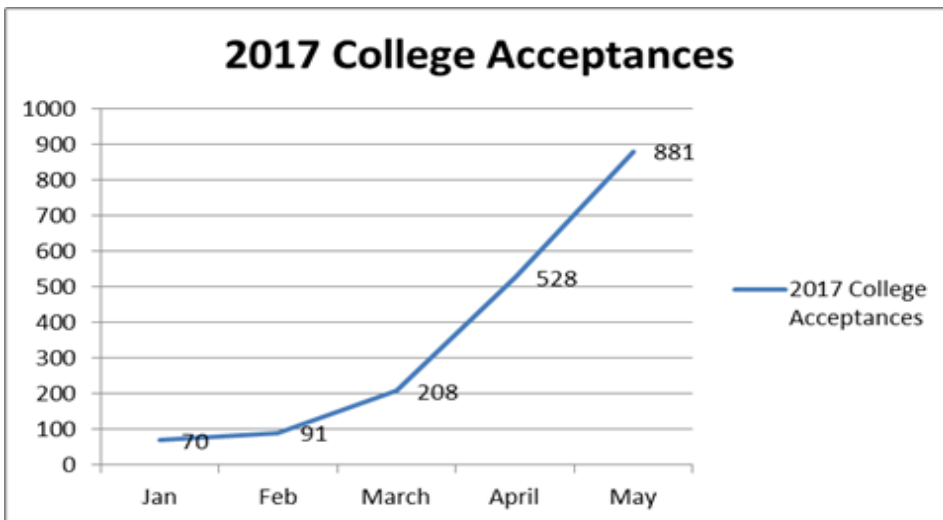


## April Suspensions

The 31 OOS include students who were suspended as a result of HERO consequence for exceeding 10 or more lateness to school or classes.

Grade	# of in School Susp.	# of Short Term OOS	# of Long Term OOS	# of Expul.	# of ISS for IEP Students (More than 10 Consecutive Days)	# of OOS for IEP Students (More than 10 Consecutive Days)	# of Expul. for IEP Students
9th	0	8	0	0	0	0	0
10th	6	15	0	0	0	0	0
11th	2	4	0	0	0	0	0
12th	0	4	0	0	0	0	0
Total	8	31	0	0	0	0	0

## College & Career Office Update



## FINANCE

### WCHS Financial Update

May 15, 2017

As of March 31, 2017 total revenue for 9 months is \$11,621,482 million and total expenses for 8 months are \$11,591,348 million. Excess of revenue over expenses for the period is \$30,134.

Total Assets	\$11.3 million
Total cash	\$7.4
Total Fixed Assets	\$2.2
Building Deposit	\$1.5
Total Liabilities	\$9.1(*)

\* Primarily – Deferred Rent of \$7.4 million.

## STUDENT ENROLLMENT

<b>Grades</b>	<b>ATS</b>	<b>Blackbaud</b>
<b>9</b>	251	249
<b>10th</b>	294	292
<b>11th</b>	175	176

<b>12th</b>	246	236
<b>Matriculated (+)</b>		6
<b>Pending (-) (included in total headcount until officially withdrawn)</b>	4	7
<b>Zero Attend (-)</b>		7
<b>Total</b>	962	952

*\*Grade level - based on credits earned*

<b>Grades</b>	<b>Cohorts</b>
2020	226
2019	266
2018	207
2017	244
Total	943

*\*Cohorts- year students entered*



<b>Grades</b>	<b>Discharges as of 3/18/17</b>	<b>Admissions 3/18/17</b>
<b>9th</b>	1	0
<b>10th</b>	1	0
<b>11th</b>	0	0
<b>12th</b>	2	0
<b>Total</b>	4	0

\*Cohorts- year students entered

#### **Student Admissions Department Ongoing Task:**

We have filled 172 students out of the 300 seats available for the 2017-18 school year. Registration Help will be held on Wednesday, May 10, 2017 and Tuesday, May 16, 2017.

### **HUMAN RESOURCES**

The Human Resources Department is currently working diligently with Little Bird, a 3rd party HR auditing company, to ensure that our department is compliant. On April 29 we held the second installment of our Career Fest Open House and despite the large amount of RSVP's received prior to the event we had only 22 individuals in attendance. Nevertheless we had an eventful morning filled with networking , tours and discussions ,giving candidates a true feel of the passion that we share here at WCHS. We are currently operating with 5 Teacher vacancies with 1 pending acceptance via the History Department. Certifications pending for this school year is currently holding at 9 but with August certificate expiration dates that may bring our number up to 15 pending certifications. Ms. Williams along with the HR department have begun to reach out to employees to incentivize updating their certifications prior to its expiration date. We will continue to work alongside teachers to assist them in getting their certification.

### Social Worker and Guidance Counselor Pay Scales

Guidance DOE Pay Scale 2016-2017			Guidance DOE Pay Scale 2017-2018		
Step	Base	MA +30	Step	Base	MA +30
1	55669	62177	1	58202	65006
2	59151	65659	2	61842	68646
3	59570	66079	3	62281	69085
4	60334	66842	4	63079	69883
5	61375	67883	5	64167	70972
6	64911	71419	6	67864	74668
7	68425	74933	7	71538	78342
8	76699	83207	8	76699	83207
8B	80548	87056	8B	84213	91017
10	85067	91575	10	88937	95742
13	86004	92512	13	89917	96722
15	89663	96171	15	93743	100547
18	91175	97683	18	95323	102127
20	99930	106438	20	104477	111281
22	105352	111861	22	110146	116950
L5	1088		L5	1137	
L10	4519		L10	4725	
L13	5456		L13	5705	
L15	9115		L15	9530	
L18	10627		L18	11110	
L20	19382		L20	20264	
L22	24805		L22	25933	

Social Worker Pay Scale 2016-2017				Social Worker Pay Scale 2017-2018			
Years	Base	MA+30	Doctorate	Years	Base	MA+30	Doctorate
1	55670	60949	62706	1	58202	63776	65559
2	59150	64429	66186	2	61842	67415	69199
3	59761	65040	66797	3	62480	68053	69837
4	63344	68623	70380	4	66228	71801	73585
5	66792	72071	73828	5	69831	75404	77188
6	70557	75836	77593	6	73766	79340	81123
7	78759	84038	85797	7	82343	87917	89700
8	82791	88070	89827	8	87696	93269	95053
10	87034	92313	94070	10	90995	96569	98352
13	87973	93252	95009	13	91976	97549	99332
15	91552	96831	98588	15	95719	101292	103076
18	92826	98105	99862	18	97051	102625	104408
20	101676	106955	108712	20	106303	111876	113660
22	107216	112495	114252	22	112094	117667	119451
L5	1088			L5	1137		
L10	4244			L10	4437		
L13	5181			L13	5417		
L15	8762			L15	9160		
L18	10036			L18	10493		
L20	18885			L20	19744		
L22	24424			L22	25535		

## **ACCOUNTABILITY**

The Accountability Department is preparing for the Annual Report, Title I and Title II submissions, as well as the VADIR reports. In addition, the Department is looking into the Title III application, and is working with consultant Bryce Nielsen to obtain monies from the Walentas Grant.

## **FACILITIES/SAFETY**

### **Facilities**

1. We have received new proposals and plans for the ventilation of Art Room 106 the work once approved is to commence in August 2017 and be ready for the upcoming school year
2. We have received a new proposal for review to enclose open space in Rooms 717 & 617 to allow for additional instructional space
3. We are preparing proposals for the repair of the stair handrailings. Many railing are loose and or broken and stripped screws causing the hand rails in areas to be loose
4. The school's flooring are in great condition stemming from a continuous maintenance plan. Unoccupied classrooms are being serviced on Saturdays when class use is limited
5. There have been no new issues to report with the FDNY, ECB, DOB or Health Departments

### **Safety**

1. There has been a spike in off school property incidents involving student physical altercations after dismissals. The NYPD has been notified and are monitoring the surrounding areas at school dismissals
2. There has been a report of two physical altercation in the school for the month
3. There has been a report of one staff member property loss / theft
4. We would like to propose to the Board to install 16 additional cameras in blind areas about the school that are in need of surveillance
5. There has been a report of one student arrest pertaining to alcohol & narcotics
6. There has been one report of an assault in the area regarding a Shelter client. One arrest was made (Non student - staff involvement)
7. There has been no issues to date with the schools ADT Alarm system
8. All Safety Officer positions have been filled

## **OPERATIONS**

The Operations team has focused on preparing for the year-end testing season. We prepared Regents Exam orders for June Regents, completed AP Exams 5/1-5/13, NYSESLAT Testing is in progress and STAR Testing Round 3 will begin on 5/26. We worked with the API and Instructional Coach to completed Cohort 2 of Teacher Video-taping PD and training. In addition, we are presently issuing Quarter 4 Progress Reports to parents. Finally, we are conducting Round 2 of Online Registration for 2017-18.