



Williamsburg  
CHARTER HIGH SCHOOL

**WCHS Board Meeting Agenda**  
**January 18, 2017**  
**5:00pm**

1. Welcome and Introductions
2. Approval of Board Minutes
3. Burning Flame Award
4. Academic Report
  - a. Intervention Programming
  - b. Mock Regents and Interim Assessments
5. Enrollment
  - a. Home Visits
6. Finance
7. Human Resources
8. Accountability and Development
9. Facilities and Safety
10. Trends and Upcoming Events
11. Adjournment
12. Executive Session
  - a. Personnel issue

# January Board Report

## NYSED Report Card

**Snapshot of  
NYS Report  
Card History**  
2017-2018

Graduation

	2013	2014	2015	2016	2017
4-Year	71%	80%	82%	78%	84%
5-Year	76%	87%	88%	90%	87%
Advanced Regents	7%	6%	9%	8%	2%

2017 NYS	4-Year	82%
Graduation Rates	5-Year	84%

Total Cohort Proficiency

	2013	2014	2015	2016	2017
ELA	86%	88%	89%	81%	88%
Math	85%	91%	86%	85%	80%
Global	83%	82%	82%	75%	83%
US	84%	89%	85%	86%	90%
Science	87%	93%	89%	84%	90%

% of students in graduating cohort to pass Regents exam by end of 4th year.

NYS Results	ELA	85%
	Math	85%
	Global	78%
	US	81%
	Science	84%

AYP

	2013	2014	2015	2016	2017
English PI	141	143	150	111	138
Made AYP	N	N	Y	N	Y
Math PI	105	109	102	95	92
Made AYP	N	N	N	N	N

Level	English	Math
2	65	65
3	79*	80

\* or 75 on English Comprehensive

$$PI = \frac{(\text{Level}2) + 2 \cdot (\text{Level}3+)}{\text{Cohort}} \times 100$$

## Intervention Programming

### **Intervention Style: Literacy Intervention & Math Intervention**

- Reading Intervention has 6 focus stations:
- Reading Comprehension using Achieve3000
- Writing Workshop using Criterion
- Fluency using Read Naturally Live
- Small Group Instruction using Direct Instruction on focus skills
- Independent Reading using activities created related to focus skills
- Vocabulary using embedded words from Achieve3000 articles or morphology analysis

### **Math Intervention has 2 focus stations:**

- Direct Instruction using Math180 curriculum
- Independent practice using Math180 program software (focuses on specific student goals & levels)

### **Intervention Style: Dual Literacy Intervention**

### Reading Intervention

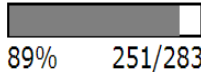
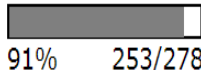
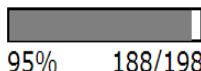

- Follows same curriculum as everyday reading intervention classes

### Math Intervention



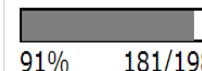

- Used STAR data to identify 4 Algebra related skills that are woven into many other areas of mathematics
- Provided Direct Instruction, independent practice using DeltaMath, small group application of word problem annotation strategy (CUBES)
- At the end of each learning cycle, students took a mastery assessment to determine next steps

### Percentages of Grades Assessed Dec. 2017

#### Reading

Grade	Students Tested
Grade 9	 <a href="#">Preview</a>
Grade 10	 <a href="#">Preview</a>
Grade 11	 <a href="#">Preview</a>
Grade 12	 <a href="#">Preview</a>

#### Math

Grade	Students Tested
Grade 9	 <a href="#">Preview</a>
Grade 10	 <a href="#">Preview</a>
Grade 11	 <a href="#">Preview</a>
Grade 12	 <a href="#">Preview</a>

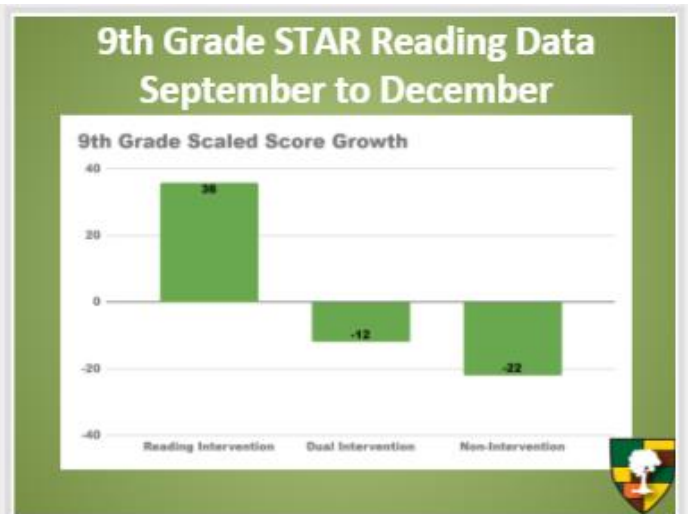
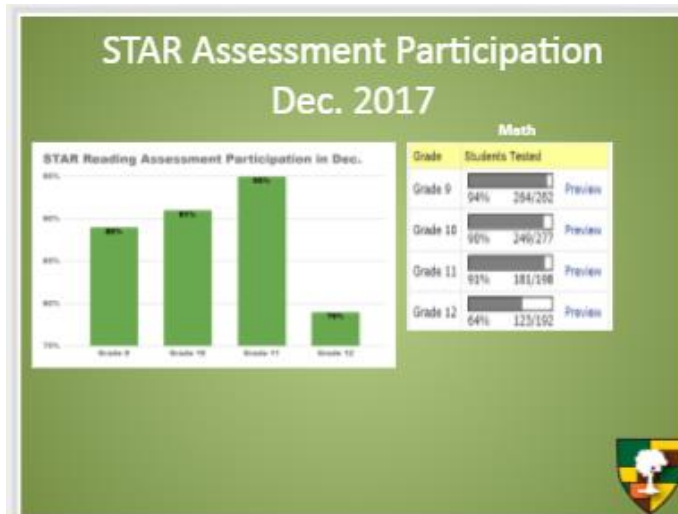
#### Data Key:

**SS-** Scaled Score is calculated based on the difficulty of questions and the number of correct responses.

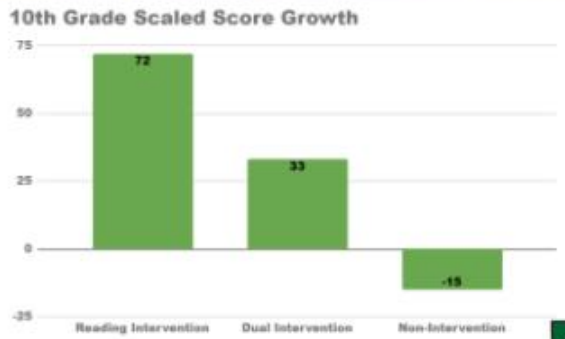
**GE-** Grade Equivalent is a norm-referenced score that represents how a student's test performance compares with other students nationally.

**L\* -** Lexile measures are based on the relationship between two well-established predictors of how difficult a text is to comprehend: semantic difficulty and syntactic complexity (Achieve3000).

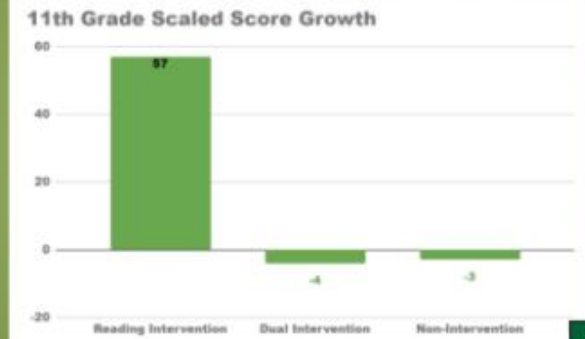
**Q\* -** Quantile scores measure math concepts students know and helps to determine what they need to learn next (Math180).



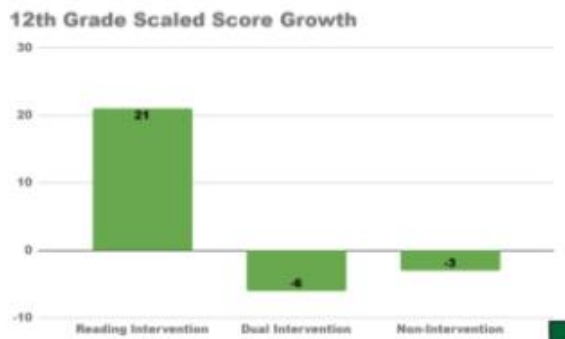
### 10th Grade STAR Reading Data September to December



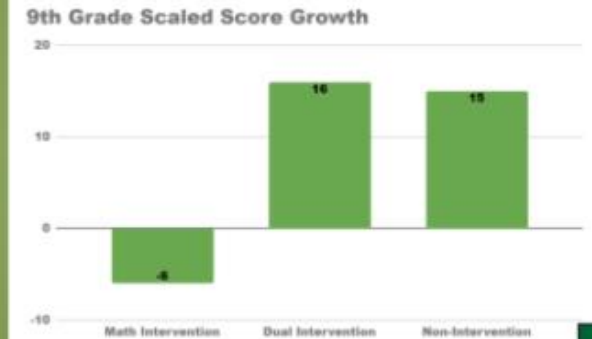
### 11th Grade STAR Reading Data September to December



### 12th Grade STAR Reading Data September to December

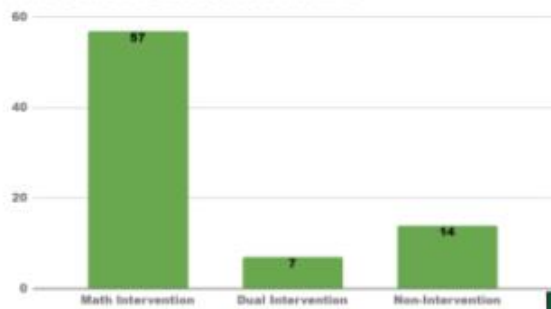


### 9th Grade STAR Math Data September to December



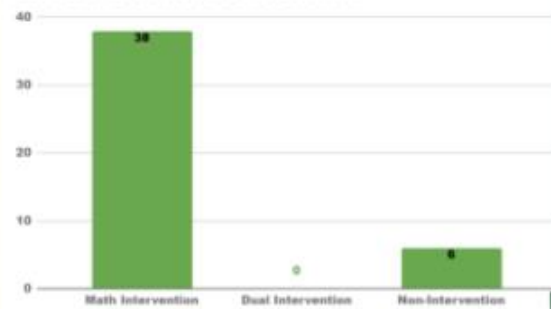
## 10th Grade STAR Math Data September to December

10th Grade Scaled Score Growth



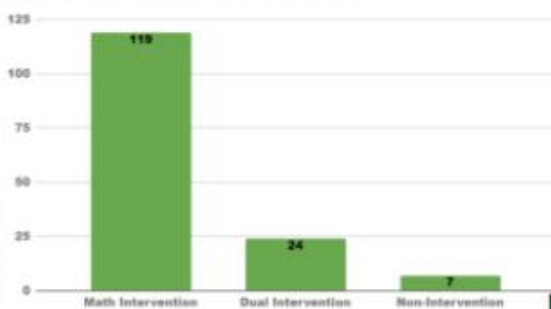
## 11th Grade STAR Math Data September to December

11th Grade Scaled Score Growth



## 12th Grade STAR Math Data September to December

12th Grade Scaled Score Growth



## Our Iterations

In **second semester** we've decided to:

- Reduce classroom size to get closer to research-based recommendations.
- Revise curriculum model to align with program fidelity.
- Restructure Dual Literacy Intervention classes to ensure "alternating" work assignments.



## Data Driven Instruction

We launched school wide interim and simulated mock Regents assessments.

### The Process:

We engaged the school community in actively utilizing student data from the mock Regents:

- One on one meetings to go over data between teachers and Academy Leaders
- Content area and department collaboration to identify areas of improvement and develop strategies that further instruction where necessary



## Mock Regents Data

Expectation: College Ready!

Grades 9-12 Participation:

742 Full Exams taken

841 Half Exams taken

1,583 Total Exams



## Mock Regents Results

Regents	Type	Num of Exams	Avg Raw Score
Algebra Common Core	Full	187	47%
Algebra Common Core	Half	218	51%
Algebra II Common Core	Full	5	31%
Algebra II Common Core	Half	146	34%
Chemistry	Full	4	35%
Chemistry	Half	165	52%
Earth Science	Half	134	41%
English Common Core	Full	389	53%
Geometry Common Core	Full	55	29%
Geometry Common Core	Half	238	24%
Global Studies	Full	48	48%
Global Studies	Half	181	52%
Living Environment	Full	54	41%
Living Environment	Half	200	53%
U.S. History/Government	Half	207	63%



## Home Visits

Since October of last year, social workers and student support staff have conducted a total of 27 home visits. 9 of these visits resulted in re-engagement with the school community. Two additional visits resulted in parents reaching out for assistance, whether it be to reengage or discharge their child. Academy leaders and attendance staff identify students for whom home visits are required. Social workers and the student support team are then be dispatched to connect with these families and assist them in helping their child graduate. On each visit, an attendance letter and updated copy of a transcript are made available to each parent/guardian/student. The goal of each home visit is two-fold: 1. to create meaningful connections with the communities in which our students live and 2. to re-engage them with the Williamsburg Charter community. In this vein, the focus of each visit is on getting the student to physically return to school, whether it be to move towards graduation with us or gain assistance in going elsewhere. The thought process behind this is that if we can get them in the building to sit with us and plan for their future, we can get them to stay with us and work towards a successful completion of high school.

## Enrollment

### ATS vs Powerschool and FTE Count

Item	ATS By Grade Level	Power School By Grade Level	FTE (Approximate)
<b>*Pending (-) Declined, LTA's, Zero-Attended</b>	12	10	
<b>9th</b>	284	281	
<b>10th</b>	280	280	
<b>11th</b>	200	202	
<b>12th</b>	192	193	
<b>Total</b>	956	956	937

#### **Current as of 1/5/18**

\*Pending, Declined, LTA's, Zero-Attended - not included in total

ATS 11 Pending - includes 2 graduates awaiting audit

GRADE	ADMITS	DISCHARGES
9th	2	0
10th	0	1
11th	0	0
12th	0	0
<b>Total</b>	<b>2</b>	<b>1</b>

### Finance

- We are in the process of closing out the six months for the period ended December 31, 2017.
- We are performing a detail review of all counts to be sure nothing is unaccounted.
- As you know, the school still faces a short fall in the Per Pupil revenue.
- There has been some improvement in our enrollment and at present we are about 30 students short.
- We are reviewing all expenses to keep the reduced revenue in line with expenses.
- December finances will be presented at the next board.

### Human Resources Department

#### Recruitment Fairs

With Charter School Jobs:

- February 3, 2018 (Brooklyn)
- February 10, 2018 (New Jersey)
- March 24, 2018 (Manhattan)

With Hunter College

- March 21, 2018

#### Other Updates

- We are in process of completing the BEDS report
- As its the recruitment season, we are preparing job descriptions to start the recruitment process
- Working on new contracts as we have a few employees who are getting a salary update as they have completed their graduation and are untitled for a salary increase
- Answering questions relating benefits and payroll along with enrolling a few employees in benefits

### **Accountability and Development**

The Accountability and Development Department will be working with Leadership, Administration, Data, and Human Resources to complete the Annual Comprehensive Review throughout January and February (the DOE extended the deadline to 2/20).

#### **Annual Comprehensive Review Timeline:**

Week of 1/15: Tasks delineated to Leadership and Staff

Week of 1/22: Data collected, responses created

Week of 1/29: Finishing touches, report sent to Legal 2/2

Week of 2/5: Legal reviews

Week of 2/12: Report Submitted

The Department will also be working with Recruitment and Finance to ensure that the Lottery Information and Quarter 2 Financial Report submissions are completed for the DOE by 2/1.

### **Facilities and Safety**

#### **Facilities :**

- On 12/29/17 at approximately 8pm Room 301 had a sprinkler pipe freeze causing a water flow and a Fire Alarm activation. The FDNY responded. The flow caused damage to the 2nd floor network switches, Fire Pump, Ceiling tiles and the auditorium flooring. An insurance claim is being processed. Damages were logged and an adjustment was made.
- At this time all heating units are operational
- The teachers lounge is presently undergoing renovations

#### **Safety :**

- A report of one student cell phone and one staff cell phone were reported missing
- No reports of student truancies
- Student altercations have declined

### **School Culture Updates**

#### **School Culture Updates: TRENDS**

- Sexting
  - Bullying
  - Uniform Violations
- 

#### **School Culture: Upcoming Events**

- WOW: Women's March (January 20)
  - Self Love Workshop (February 14)
  - Day One Workshops (ongoing)
  - Student Led Texting and Social Media Awareness (ongoing)
  - Advocacy Day (February 6)
  - Fundraising Initiatives: NETS (Class of 2021), (Class of 2018) Hot Cocoa, School Dances (ongoing)
  - Experiential Learning Trips (ongoing)
  - Black History Month Gala (March 9)
- 

### **Operations**

- Prepared for January Regents Examination Administration in all core subject areas, including creating room assignments, testing assignments, and proctoring assignments and preparing and distributing exams and supplies.





- Exams will be administered and scored from Mon., 1/22 through Fri., 1/26.
- Preparation for the Start of Semester 2 on Tues., 1/30 has begun, including preparing Metrocards, and schedules for distribution to students.
- Semester 1 Report Cards will be prepared for mailing following the End of Term on Fri., 1/26.
- Recruitment continues for the 2017-18 and 2018-19 school years with an Open House on Sat., 1/6 and the Include NYC Family Fair at the Hotel PA on Sat., 1/27.
- Operations will also continue to work with Guidance to process any January Graduates.

### **College Office Update**

- 165 Total # of Seniors graduating
- 5 Acceptances so far
- 3 Early Decision
- 89 % of students that have applied to college
- PSAT Data 2016
  - 9th Grade 764
  - 10th Grade 792
  - 11th Grade 820
- PSAT Data 2017
  - 9th Grade 757
  - 10th Grade 784
  - 11th Grade 824

### **12th Grade and 11th Grade Academy**

In Advisory the Class of 2018 is discussing life after high school. We began the month discussing financial literacy, and the importance of maintaining a good credit score. Our January assembly consist of a panel of staff and teachers discussing their college and career high's and lows and answering questions about Financial Aid, Living on Campus and Studying Abroad.

### **9th and 10th Academy**

The 9th and 10th grade academies held their first assemblies for the new year. The 10th grade assembly had a panel of current seniors and WCHS graduates to talk about their experiences as 10th grader and how their choices (both good and bad) affected their high school experience and post high school life. Both the 9th and 10th grade Student Councils have been meeting weekly and are developing student led events to promote culture and academics for all students.

### **Instructional Update**

- Mock Regents data were distributed and reviewed with teachers to plan on how to teach through and remediate.
- Regular Regents Review sessions are ongoing with our last Saturday review sessions will be on January 20, 2017.
- Regents Cram Sessions will be available for students to throughout Regents Week (January 22-25).