



WCHS Board Meeting Agenda
December 20, 2018
6:00pm

1. Welcome and Introductions
2. Approval of Board Minutes
3. Burning Flame Award
4. Head of School and Academy Leader Report
5. Head of Operations Report
6. Recruitment and Enrollment
7. Human Resources
8. Finance
9. Facilities and Safety
10. Accountability and Development
 - a. Board Bylaws
11. Adjournment
12. Executive Session
 - a. Personnel



December 2018 Board Report

Head of School and Academy Leader Report

- Student Led Conferences held December 5 & 6, 84% of students presented on their progress
- Mock Regents given December 10-20 (US History, ELA, Algebra 1, Global, Living Environment)
- Dress for Success Day: Trimester 1 Internship Celebration and Meet and Greet
- All Grades student council meeting held. There are 43 Students serving on the Student Council School Wide
- Over 300 Students made the Honor Roll, High Honor Roll & Principal's List this Fall! Parents and Families attended to congratulate our scholars. Cocoa, Cupcakes & Certificates held on December 18th to celebrate
- Holiday Toy Drive held for children in the Bushwick Community: Over 200 gifts were given to youth & 5 Supermarket Gift Cards were raffled to families.
- Advisory this month featured holiday traditions from around the world, making digital cards and the Holiday Door Decor Contest
- Holiday Festival of Lights was held in the lobby featuring the WCHS House Band with Christmas Tree, Menorah and Kinara lighting, honoring various holiday traditions
- WCHS is participating in the 2018-19 School Climate Survey Pilot with the NYS Education Department evaluating social emotional nurturing going on in the building

Head of Operations Report

- Collaborated with Academy Leaders to administer Mock Regents Exams from 12/10-12/20
- Preparing Regents rosters, lists, scantrons, testing accommodations, supplies, schedules and training for January Regents Exams from 1/22-1/25
- Preparing for NAEP assessment in March 2019
- Technology & Data working on setup and distribution Surface mobile devices to Teachers; roll-out will continue in January with training, classroom installation, and support
- Providing substitute coverage for 1 instructional vacancy (Part-Time Advisor)
- Interviewing for 1 operations/organization vacancy (Student Information Systems Coordinator-Transportation)
- Seeking social media marketing proposals for the following services:
 - Dynamic pop up ads on sites read by our target demographic pushing them to our apply page and analyzing conversions
 - Social media ad campaigns and monitoring on Facebook, Instagram
 - Google AdWords campaign and monitoring

- Search Engine Optimization to increase our profile in google search results

Data Report

NYC 2017-18 School Quality Guide/Snapshot

DOMAIN	METRIC	2015-16	2016-17	2017-18	Net Change
Graduation	Graduation Rate, 4 year (Jun)	84.3%	82.9%	82.9%	↔ 0.0%
	Graduation Rate, 6 year	92.3%	87.2%	90.1%	↑ 3.3%
	HS Persistence (Non-Dropout) Rate, 4 Year	95.3%	97.2%	92.7%	↓ -4.6%
	HS Persistence (Non-Dropout) Rate, 6 Year	93.8%	91.4%	92.4%	↔ 1.1%
Credits	Percentage Earning 10+ Credits in First Year	79.0%	81.4%	74.1%	↓ -9.0%
	Percentage Earning 10+ Credits in Second Year	77.3%	78.8%	78.5%	↔ -0.4%
	Percentage Earning 10+ Credits in Third Year	78.2%	81.6%	67.2%	↓ -17.6%
	Lowest Third School, Percentage Earning 10+ Credits in First Year	60.9%	72.7%	59.7%	↓ -17.9%
	Lowest Third School, Percentage Earning 10+ Credits in Second Year	62.1%	58.0%	73.8%	↑ 27.2%
	Lowest Third School, Percentage Earning 10+ Credits in Third Year	67.6%	73.0%	60.5%	↓ -17.1%
Regents	Average Completion Rate for Remaining Regents	54.8%	55.8%	45.8%	↓ -17.9%
	Average Regents Score, English (CC)	72.7	69.5	62.2	↓ -10.5%
	Average Regents Score, Algebra I (CC)	63.3	62.2	62.1	↔ -0.2%
	Average Regents Score, Living Environment	65.1	60.7	64.0	↑ 5.4%
	Average Regents Score, Global History	63.7	63.2	61.3	↓ -3.0%
	Average Regents Score, US History	74.5	72.2	68.4	↓ -5.3%
College and Career Readiness	College Readiness Index, 4 year	8.1%	24.0%	44.3%	↑ 84.6%
	College Readiness Index, 6 year	16.3%	14.7%	14.0%	↓ -4.8%
	Postsecondary Enrollment Rate, 6 months After High School	61.7%	45.3%	61.0%	↑ 34.7%
	Postsecondary Enrollment Rate, 18 months After High School	68.4%	66.9%	54.7%	↓ -18.2%
	College and Career Preparatory Course Index	19.8%	26.0%	22.7%	↓ -12.7%
Closing the Achievement Gap	Graduation Rate, 4 Year - ELL	76.5%	38.5%	93.8%	↑ 143.6%
	Graduation Rate, 4 Year - SWD	77.4%	79.4%	69.7%	↓ -12.2%
	Graduation Rate, 4 Year - Lowest Third City	71.2%	69.2%	71.6%	↑ 3.5%
	Graduation Rate, 4 Year - Lowest Third City Black or Hispanic Males	64.3%	64.1%	64.5%	↔ 0.6%
	College Persistence, 6 yr	49.3%	50.8%	35.5%	↓ -30.1%
	Lowest Third City, College and Career Prep Course Index	8.2%	5.1%	5.9%	↑ 15.7%
	Lowest Third City, 4-year College Readiness Index	1.4%	3.8%	19.1%	↑ 402.6%
	Lowest Third City, Postsecondary Enrollment Rate, 6 Months	47.9%	27.8%	41.6%	↑ 49.6%
School Environment	School Survey - Rigorous Instruction	85%	79%	78%	↔ -1.3%
	School Survey - Collaborative Teachers	82%	83%	74%	↓ -10.8%
	School Survey - Supportive Environment	75%	69%	68%	↔ -1.4%
	School Survey - Effective School Leadership	88%	86%	80%	↓ -7.0%
	School Survey - Strong Family-Community Ties	82%	81%	82%	↔ 1.2%
	School Survey - Trust	92%	89%	84%	↓ -5.6%
	Least Restrictive Environment	0.39	0.71	0.52	↓ -26.8%
	Students with 90%+ Attendance	75.1%	68.5%	56.8%	↓ -17.1%

Student Achievement

Overall Rating for Student Achievement

Fair



The **Student Achievement** rating looks at students' progress towards graduation, graduation rates, college and career readiness, and postsecondary enrollment.

The overall section rating is a combination of many Student Achievement measures, including those presented here.

Graduation

4-Year

83% graduated within four years
Comparison Group: 84%
Brooklyn: 76%
City: 76%

6-Year

90% graduated within six years
Comparison Group: 84%
Brooklyn: 80%
City: 80%

The citywide graduation rates are projected numbers, subject to correction by the New York State Education Department.

Graduation Rates for Students of Different Achievement Levels

Over the past two years, what was the graduation rate for seniors who entered the school with different eighth-grade test scores?

8th-grade test score	Graduated in four years
Level 3 or 4	94% (Comp Group: 96%)
Level 2	86% (Comp Group: 89%)
Level 1	73% (Comp Group: 74%)
8th-grade test score	Graduated college ready
Level 3 or 4	73% (Comp Group: 87%)
Level 2	41% (Comp Group: 58%)
Level 1	15% (Comp Group: 23%)

Progress Towards Graduation

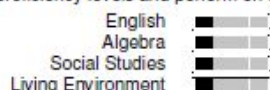
Credits

74% earned enough credits in ninth grade to be on track for graduation
Comparison Group: 82%
Brooklyn: 83%
City: 85%

79% earned enough credits in tenth grade to be on track for graduation
Comparison Group: 79%
Brooklyn: 80%
City: 81%

Regents

How well does this school help students improve from their incoming proficiency levels and perform on Regents exams?



College and Career Readiness

23% successfully completed approved college or career preparatory courses and exams
Comparison Group: 47%
Brooklyn: 47%
City: 49%

44% graduated college ready (met CUNY's standards for avoiding remedial classes)
Comparison Group: 55%
Brooklyn: 50%
City: 51%

61% graduated from high school and enrolled in college or other postsecondary program within six months
Comparison Group: 67%
Brooklyn: 57%
City: 59%

College or Career Preparatory Courses and Exams

(number of students successfully completing out of 193 seniors):

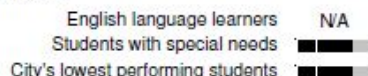
Chemistry Regents (21)
College Credit Course (20)
Algebra II Regents (19)
Other A.P. Exams (9)
Physics Regents (9)
Technical Assessment (4)
A.P. Calculus (2)
A.P. English Language (1)
A.P. English Literature (1)
A.P. Government (1)
A.P. US History (1)

Where Did Students Go After Graduating?

25% CUNY (City University of New York) - 4 year
22% CUNY (City University of New York) - 2 year
6% New York State Public
4% New York State Private
2% Out of State
2% Other

Closing the Achievement Gap

How well did this school help different groups of students graduate in four years?

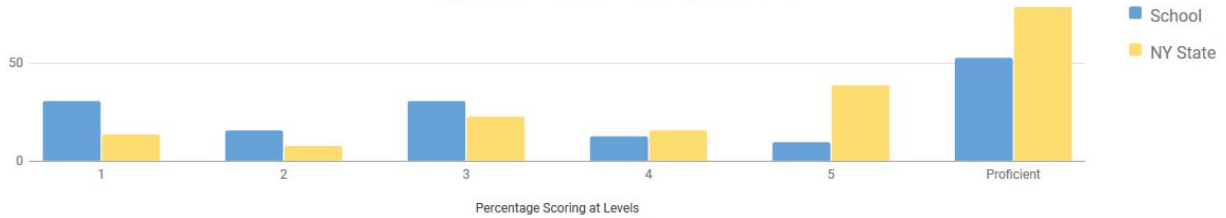


New York State School Report Card

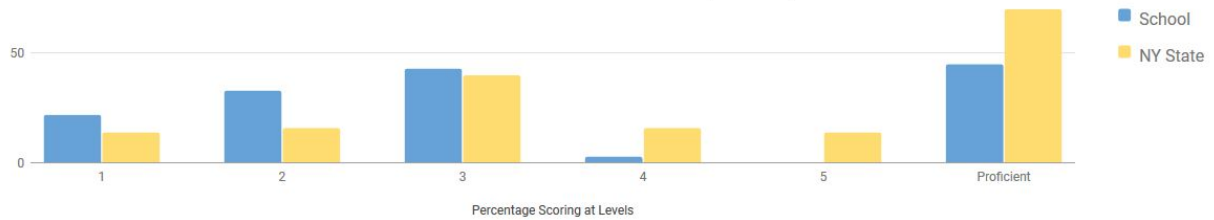
Annual Regents

Annual Regents examination results include those from August, January, and June of the reporting year. If a student takes the same Regents examination multiple times during the reporting year, only the highest score is included in these results.

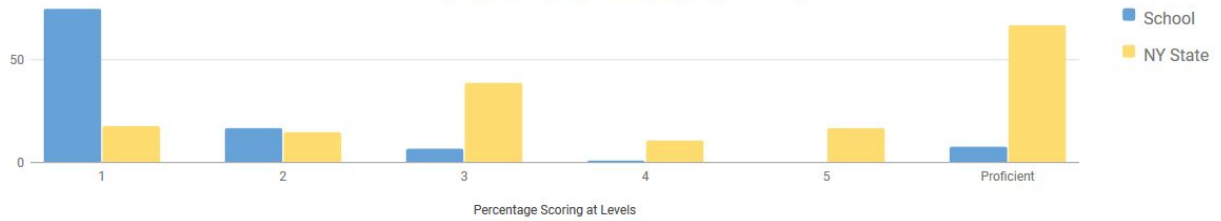
ANNUAL REGENTS ENGLISH (2017-18)



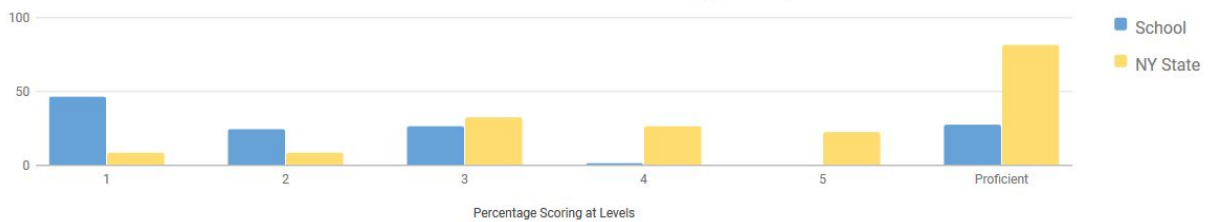
ANNUAL REGENTS ALGEBRA I (2017-18)



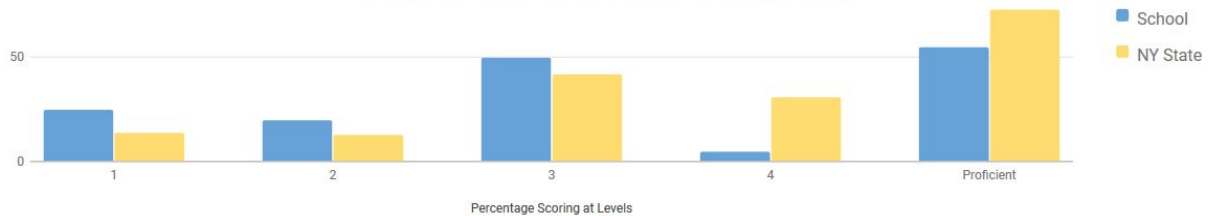
ANNUAL REGENTS GEOMETRY (2017-18)



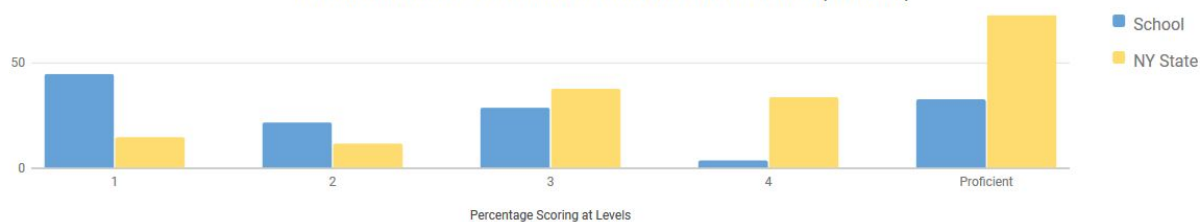
ANNUAL REGENTS ALGEBRA II (2017-18)



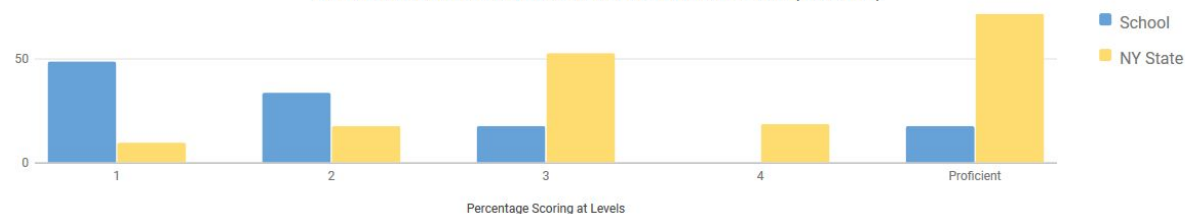
ANNUAL REGENTS LIVING ENVIRONMENT (2017-18)



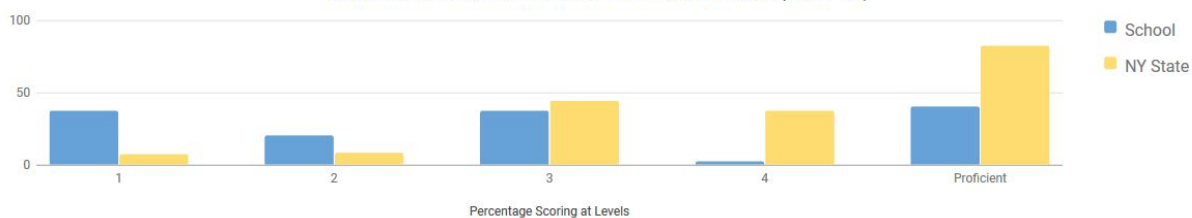
ANNUAL REGENTS PHYSICAL SETTING/EARTH SCIENCE (2017-18)



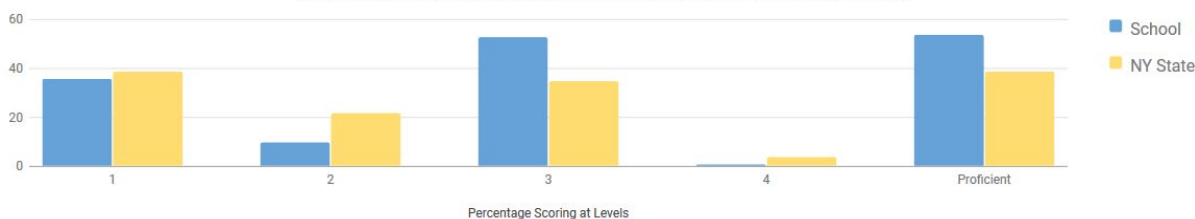
ANNUAL REGENTS PHYSICAL SETTING/CHEMISTRY (2017-18)



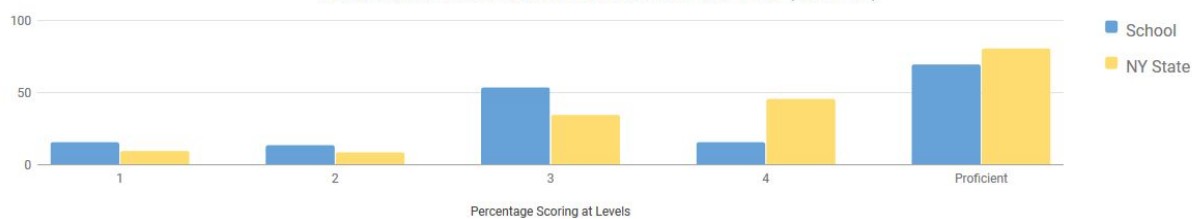
ANNUAL REGENTS PHYSICAL SETTING/PHYSICS (2017-18)



ANNUAL REGENTS GLOBAL HISTORY AND GEOGRAPHY (2017-18)



ANNUAL REGENTS U.S. HISTORY & GOVERNMENT (2017-18)

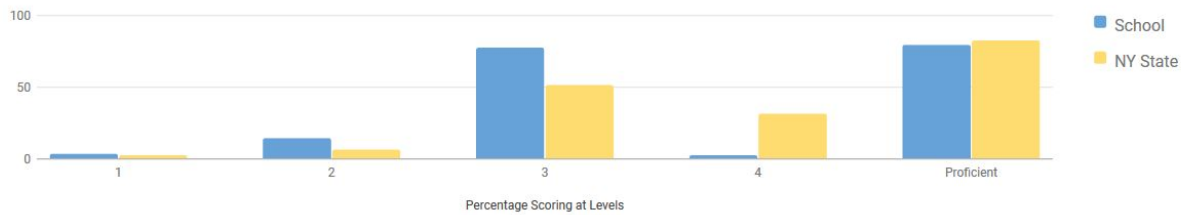


Regents Completion (Total Cohort, Class of 2018)

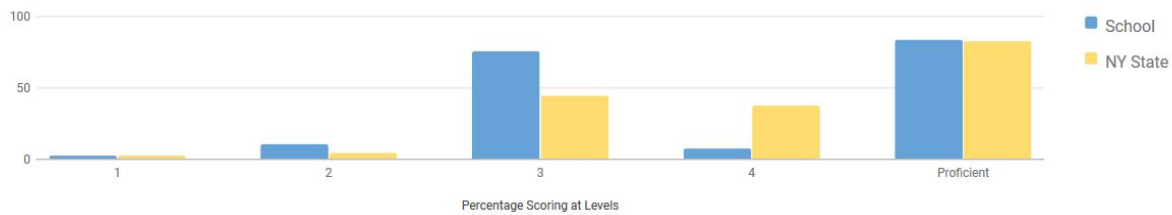
2014 TOTAL COHORT RESULTS IN REGENTS ENGLISH LANGUAGE ARTS



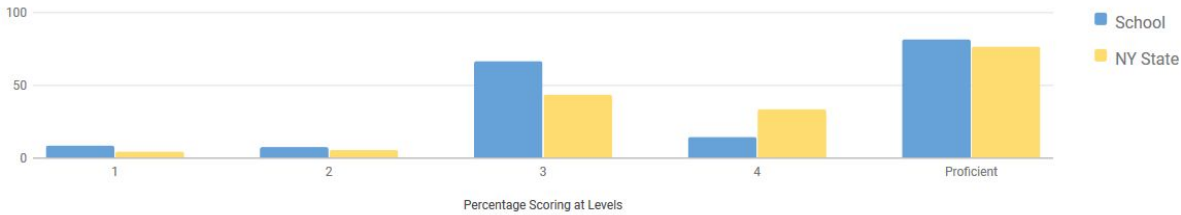
2014 TOTAL COHORT RESULTS IN REGENTS MATHEMATICS



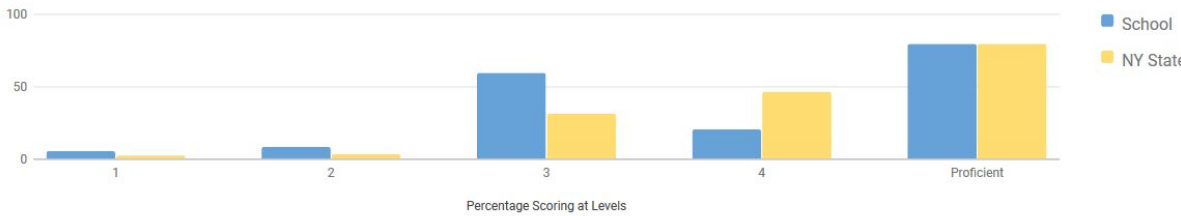
2014 TOTAL COHORT RESULTS IN REGENTS SCIENCE



2014 TOTAL COHORT RESULTS IN REGENTS GLOBAL HISTORY AND GEOGRAPHY



2014 TOTAL COHORT RESULTS IN REGENTS U.S. HISTORY AND GOVERNMENT



Recruitment and Enrollment

Enrollment as of

Powerschool	ATS	FTE
934	933	917.48

- **Virtual Outreach**

- RSVP Link on WCS website
 - 9 RSVP's for 1/12 *as of 12/19*
- Event on Facebook Page for Open House 1/12
- Posts on Instagram and Facebook

- **Physical Outreach**

- Saturday, 12/1 Open House
 - 18 families attended (including 1 transfer student) and completed applications on SchoolMint
- Brooklyn Family Welcome Center
- Bed-Stuy Community Partnership Meeting

- **Upcoming Outreach**

- Middle School Outreach
- January 22-25, Regents Week - Family Enrollment Center, Brooklyn
- Bed-Stuy Community Partnership Program, January 28
- Community Council Meetings, Precincts 83, 90, 94
- Monthly Open House at WCS, 1/12

Finance

WCHS Financial Update December 20, 2018

As of November 30, 2018, total collected revenue for the period is \$6,842,124 million and total expenses for the period is \$6,429,392 million.

Total excess of revenue over expenses as of November 30, 2018 is \$412,732.

Total Assets	\$13.9 million
Total cash	\$9.4
Total Fixed Assets	\$2.2
Building Deposit	\$1.5
Total Liabilities	\$10.7(*)

* Primarily – Deferred Rent of \$8,819,465 million.

Human Resources

- BEDS reporting complete
- Filled 3 staff positions
- Internal IS system in January

Facilities and Safety

Facilities

1. Elevators 1 & 2 was tested on 12/11/18 for their annual category 1 & 5 operational test. Both elevators passed & will be updated in the Department of Buildings database
2. The Backflow system was tested on 12/7/18 for the schools drinking water. The system passed and all three devices are free from contaminants and will be updated in The Department of Buildings database
3. 3.One FDNY violation was issued on 11/7/18 due to two reported activated unwarranted fire alarms. Hearing date set for 12/18/18. First alarm was due to an Verizon telephone line issue. and alarm was due to a faulty pull station. Jack Jaffa & Associates scheduled to represent the school

Safety

1. There was a rise in student altercations from last month to nine altercations on property to date
2. No off property incidents have been reported

3. No truancies have been reported by the NYPD
4. Area businesses reported students congregating on Bushwick & varet street at dismissals. NYPD Housing Unit and 90 PCT have been alerted to observe
5. Safety / Security is fully staffed. Summit Security provides officers for staff call outs. Training continues day to day
6. Uniforms violations and hallway issues are being monitored and corrected
7. There were no NYPD visits and three Ambulance visits to the school

Accountability and Development

Marketing/Advertising/Recruitment

- **Niche Proposal**
 - #1 Search Website for K-12 Schools
 - Facebook advertising,
 - \$4,990
 - Google Ads
- **Researching Marketing Companies**
 - **1.** Kreativeworks, Inc. - lead nurturing and strategized emails
 - **2.** VisoVita - video production, professional photography and digital marketing
 - **3.** Carrot New York - marketing company specializing in education
- **Google AdWords/Facebook**
 - Getting a tutorial on 12/21 to improve results

Development

- **Holiday Cards**
 - Alumni, parents
 - Local businesses, real estate developers, legal offices, music venues, film studios
- **Coming Up**
 - **My Brother's Keeper**
 - Beginning work January 2 -- Proposals due in February and March
 - **Sports Showcase/Fundraiser Spring 2019**
 - Most NY sports team take donation requests for 6-8 weeks in advance
 - Setup sports showcase in spring with athletes
 - Solicit requests from local teams to appear, donate sports items, and perhaps participate in sports challenge/game
 - Invite local community to come - giveaway memorabilia from sports teams (if donated)
 - Money would go to scholarships
 - **WCHS one-pager**