



WCHS Board Meeting Agenda
July 30, 2019
6:00pm

1. Welcome and Introductions
2. Approval of Board Minutes
3. Head of School and Academy Leader Report
4. Head of Operations Report
5. Recruitment and Enrollment
6. Human Resources
7. Finance
8. Facilities and Safety
 - a. New Safety Officer Candidates
9. Accountability and Development
 - a. Nonmaterial Changes
 - b. Disclosure of Financial Interest Forms
10. Adjournment
11. Executive Session



WILLIAMSBURG
CHARTER HIGH SCHOOL

Board of Trustees Meeting

July 2019

Head of School and Academy Leader Report

- 2019-2020 Staffing
- 2019-2020 School Year Planning
 - Fall Staff Professional Development
 - Grade Level Orientations
 - Curriculum Retreats



WILLIAMSBURG
CHARTER HIGH SCHOOL

Head of School and Academy Leader Report

Summer School 2019

Courses Offered:

Algebra | Algebra 2 | APEX | Earth Science | ELA | Global 9 & 10 | Living Environment | PE | US History

223 Students currently enrolled

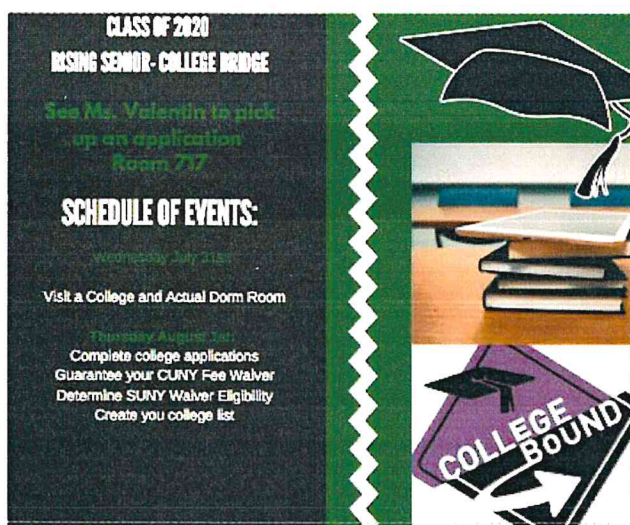
Senior Summer Program Ended 10 of 12 students received credit

40 Students Enrolled in Apex

Summer Regents Review: All Four Core Areas Offered



Senior Bridge Program



2 Days of Knowledge and Fun

17 Students are currently enrolled for the summer

Remaining students are scheduled for a mandatory Workshop August 26-August 29th

College Visit (lunch will be provided by Mercy)

Goal:

Students will get the opportunity to hear from Alumni about their college experiences, experience campus living and get a head start on the college application process.



Freshman Bridge Program

- 4 Day Experience from Aug 5 - 8th
- 130 Students are RSVP'd to attend so far
- 83 Students are participated in Summer Reading and Math Challenges
- 30 Senior Mentors are signed up to assist for the Bridge Program
- This Year's program includes extended Social Emotional Training
- Parents and families will attend Days 2 and 3 for a get together dinner



From July 22 - 25th, the WCHS Leadership team and two rising Senior students attended the Big Bang Conference in Detroit Michigan. The Conference was attended by over 600 students and educators from around the country that are dedicated to learning outside of the box.




Some major take away tools were:
Pick Me Ups, Circle Ups, Leaving to Learn Experiences and Advisory as an Anchor



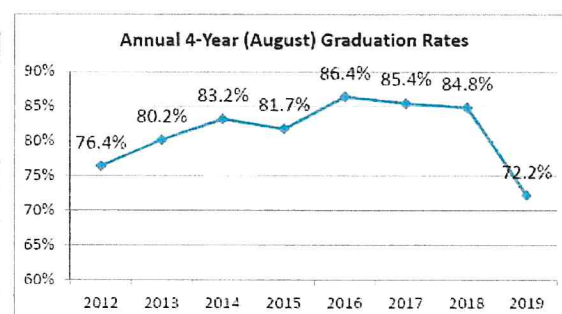
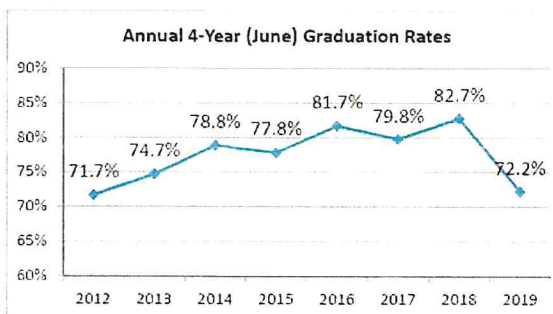


Everyone participated in various workshops on topics like Restorative Practices, Creativity, Justice and Entrepreneurship. We also participated in "Leaving to Learn" Experiences



Head of Operations Report

- Data and Accountability departments issue year-end reports with input from instructional departments.
- Data Reports Summary



Note: 2008 Cohort includes 1 student who is actually a member of the 2007 cohort but repeated 9th grade before transferring to WCHS.

Head of Operations Report

- Graduation Rates Detail

Cohort	Total	Removed	PR	Year of Graduation (Jun/Aug)					Total	IEP	Still	Later	Graduation Rates				
	Enrolled	< 4yrs	Acctable	4 (J)	4 (A)	5	6	>6	Graduates	Diploma	C/P/M	W or X	4-yr (J)	4-yr (A)	5-yr	6-yr	>6-yr
2008	187	46	141	80	16	17	6	0	119	0	0	22	56.7%	68.1%	80.1%	84.4%	84.4%
2009	189	67	122	57	30	16	4	1	108	0	0	14	46.7%	71.3%	84.4%	87.7%	88.5%
2010	209	55	154	84	23	16	5	2	130	0	0	24	54.5%	69.5%	79.9%	83.1%	84.4%
2011	236	63	173	105	9	17	6	5	142	2	0	29	60.7%	65.9%	75.7%	79.2%	82.1%
2012	331	98	233	167	11	22	4	0	204	0	0	29	71.7%	76.4%	85.8%	87.6%	87.6%
2013	353	116	237	177	13	15	5	2	212	4	0	21	74.7%	80.2%	86.5%	88.6%	89.5%
2014	285	77	208	164	9	17	5	0	195	0	0	13	78.8%	83.2%	91.3%	93.8%	93.8%
2015	386	134	252	196	10	15	3	1	225	1	0	26	77.8%	81.7%	87.7%	88.9%	89.3%
2016	231	62	169	138	8	5	0	1	152	1	2	14	81.7%	86.4%	89.3%	89.3%	89.9%
2017	293	46	247	197	14	15	4	0	230	0	1	16	79.8%	85.4%	91.5%	93.1%	
2018	255	64	191	158	4	3	0	0	165	0	12	14	82.7%	84.8%	86.4%		
2019	326	67	259	187	0	0	0	0	187	0	65	8	72.2%	72.2%			
Totals	3281	895	2386	1710	147	158	42	12	2069	8	80	230	71.7%	77.8%	82.5%	84.4%	84.6%

Gray cells represent current and future academic years.

PR (Progress Report) Accountable:

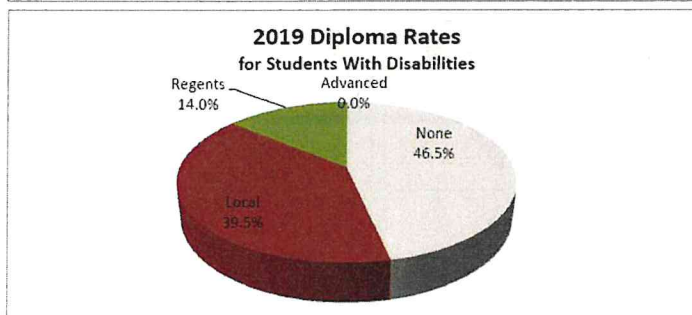
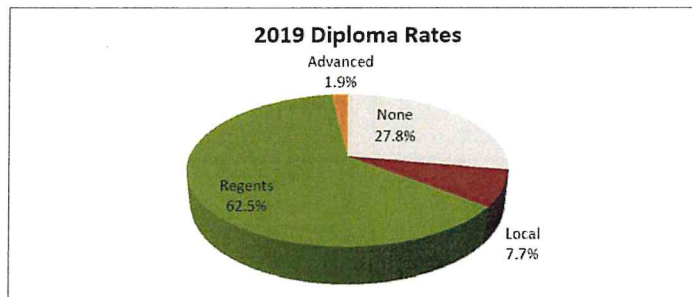
Enrolled as of their Vesting Date (6/30 of their 4th Year)

OR W/D prior to Vesting Date by Non-Removing (D or NR) Disch Code



Head of Operations Report

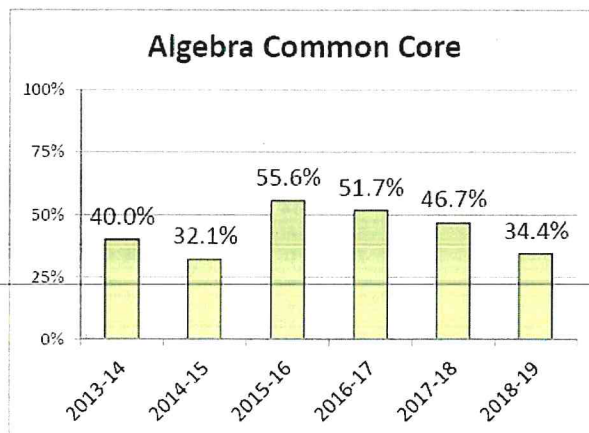
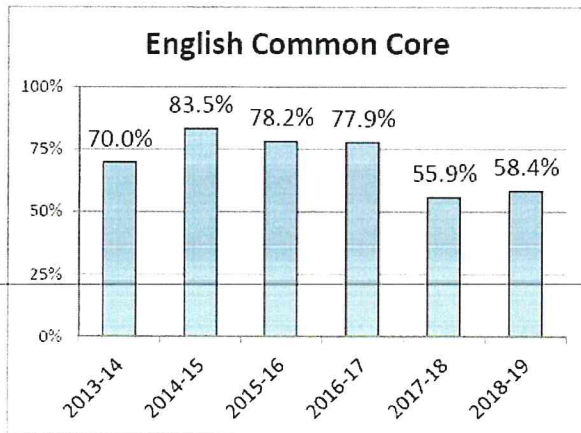
- Data Reports Summary (continued)



Head of Operations Report

- Data Reports Summary (continued)

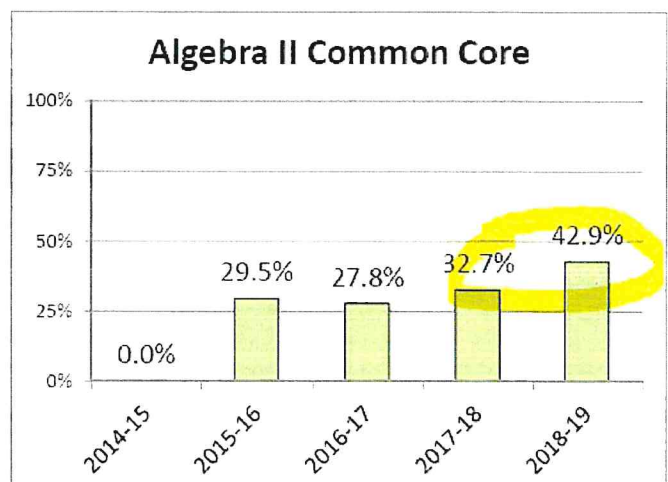
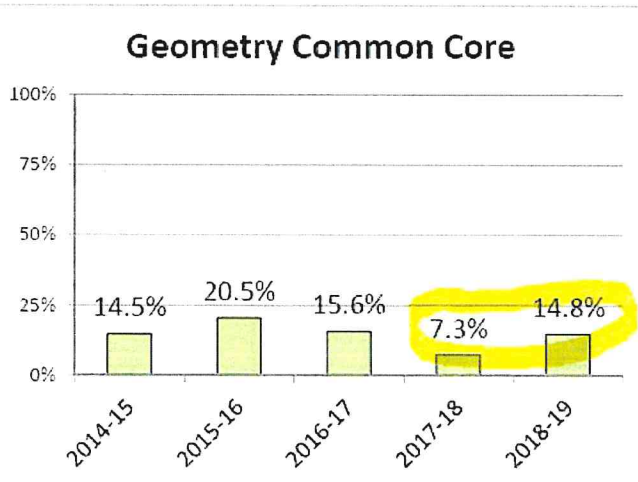
Regents Pass Rates



WILLIAMSBURG
CHARTER HIGH SCHOOL

Head of Operations Report

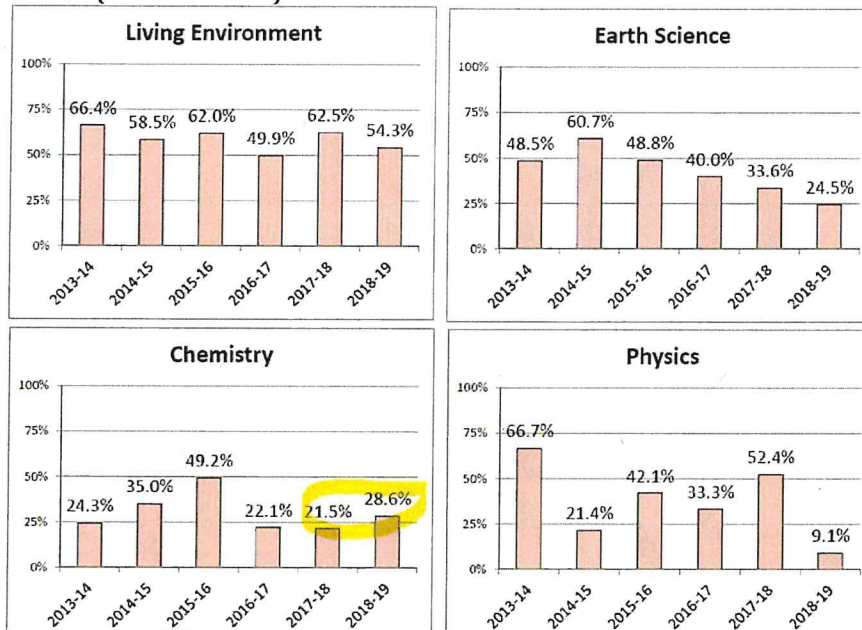
- Regents Pass Rates (continued)



WILLIAMSBURG
CHARTER HIGH SCHOOL

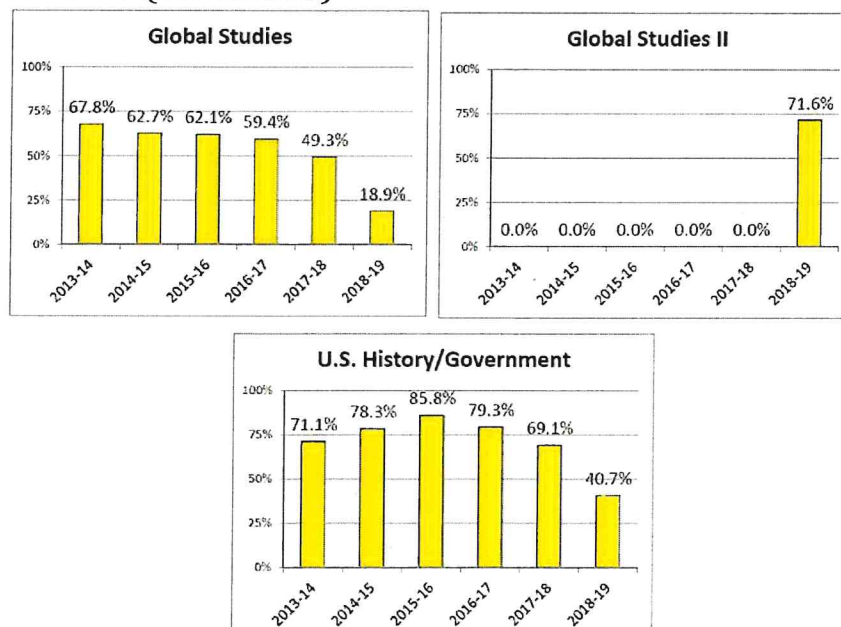
Head of Operations Report

- Regents Pass Rates (continued)



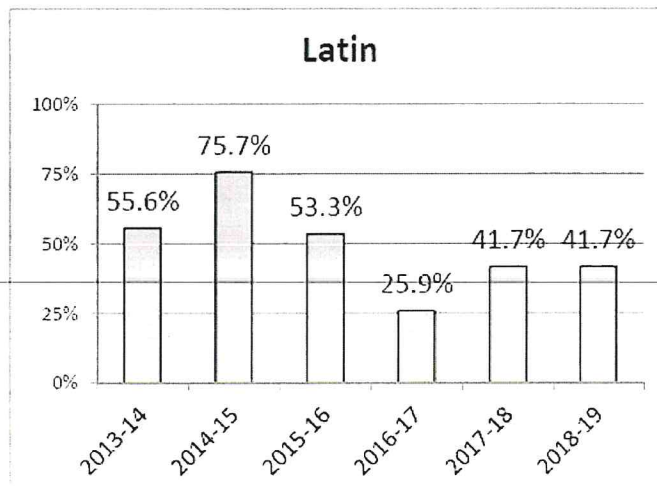
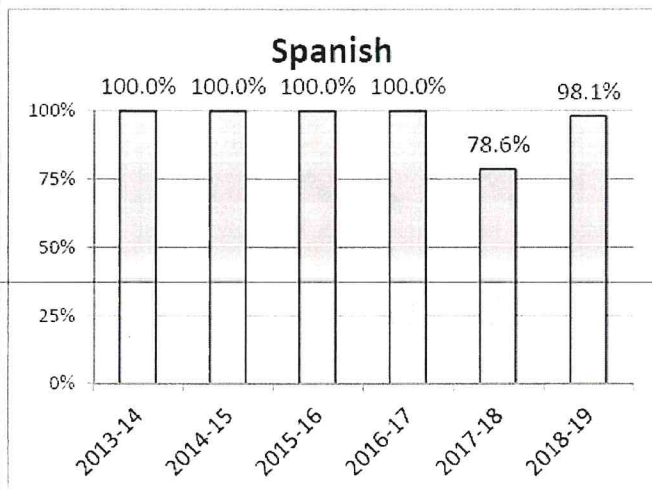
Head of Operations Report

- Regents Pass Rates (continued)



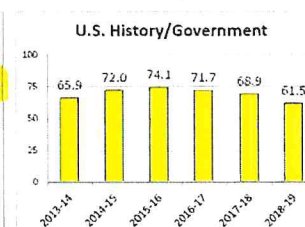
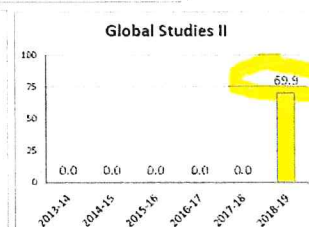
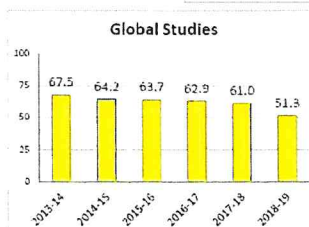
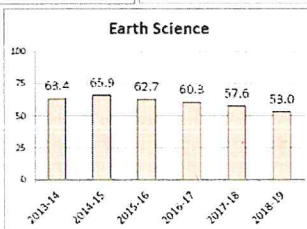
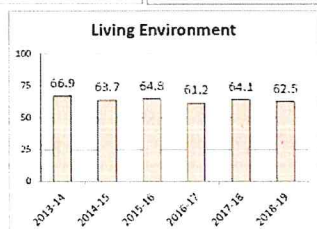
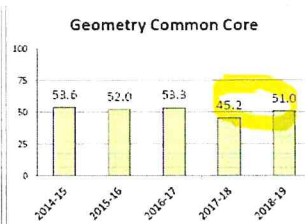
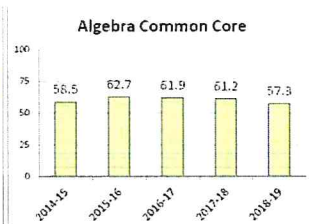
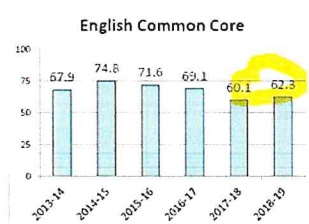
Head of Operations Report

- Regents Pass Rates (continued)
 - 2 out of 2 students passed the French LOTE Regents



WILLIAMSBURG CHARTER HIGH SCHOOL

Regents Exam Averages



Head of Operations Report

Regents Pass Rates (continued)

	Pass Rates: ELL Subgroup														
Regents	2004-05	2005-06	2006-07	2007-08	2008-09	2009-10	2010-11	2011-12	2012-13	2013-14	2014-15	2015-16	2016-17	2017-18	2018-19
English Common Core										50.0%	100.0%	51.7%	35.7%	34.9%	45.5%
English	--	--	50.0%	20.0%	60.0%	75.0%	70.0%	62.5%	72.7%	69.6%	61.3%	0.0%	--	--	--
Algebra Common Core	--	--								0.0%	14.3%	29.5%	46.6%	20.5%	32.7%
Geometry Common Core	--	--								--	0.0%	16.7%	6.9%	3.2%	4.8%
Algebra II Common Core	--	--											25.0%	0.0%	33.3%
Integrated Algebra	--	--		22.2%	57.9%	66.7%	40.0%	67.6%	58.3%	36.0%	20.0%	37.5%	--	--	--
Geometry	--	--			50.0%	70.0%	50.0%	66.7%	27.8%	30.4%	0.0%	0.0%	--	--	--
Algebra2/Trigonometry	--	--			--	100.0%	100.0%	0.0%	25.0%	0.0%	20.0%	--	--	--	--
Math A	--	100.0%	100.0%	40.0%											
Math B		--		0.0%	50.0%	--	--								
Living Environment	100.0%	60.0%	50.0%	14.3%	68.4%	42.9%	66.7%	65.6%	65.4%	28.6%	42.9%	44.4%	24.3%	18.9%	37.7%
Earth Science	--	80.0%	80.0%	66.7%	25.0%	80.0%	0.0%	33.3%	58.3%	40.0%	38.1%	42.3%	19.2%	11.1%	13.3%
Chemistry	--	--	50.0%	0.0%	0.0%	0.0%	85.7%	--	40.0%	25.0%	20.0%	100.0%	33.3%	0.0%	0.0%
Physics	--	--	0.0%	0.0%	0.0%	100.0%	--	0.0%	0.0%	0.0%	0.0%	0.0%	0.0%	100.0%	--
Global Studies	--	60.0%	75.0%	0.0%	63.6%	23.1%	38.5%	100.0%	69.2%	46.8%	57.9%	48.4%	36.4%	34.3%	33.3%
Global Studies II	--	--													52.9%
U.S. History/Government	--	--	16.7%	60.0%	0.0%	37.5%	48.1%	40.0%	41.7%	78.6%	73.1%	75.0%	71.4%	43.5%	34.6%
Spanish	--	100.0%	100.0%	--	--	100.0%	--	--	--	--	--	--	--	50.0%	90.9%
Latin	--	--		--	100.0%	66.7%	80.0%	100.0%	--	50.0%	66.7%	0.0%	0.0%	50.0%	--

Red italics = less than 25 included exams



WILLIAMSBURG
CHARTER HIGH SCHOOL

Head of Operations Report

Regents Pass Rates (continued)

	Pass Rates: SWD Subgroup														
Regents	2004-05	2005-06	2006-07	2007-08	2008-09	2009-10	2010-11	2011-12	2012-13	2013-14	2014-15	2015-16	2016-17	2017-18	2018-19
English Common Core	--	--	--	--	--	--	--	--	--	0.0%	75.0%	38.2%	32.5%	23.6%	37.1%
English	--	100.0%	45.0%	16.7%	42.9%	25.0%	48.9%	53.6%	42.9%	46.0%	34.9%	12.5%	--	--	--
Algebra Common Core	--	--	--	--	--	--	--	--	--	50.0%	18.5%	11.4%	29.1%	19.5%	14.7%
Geometry Common Core	--	--	--	--	--	--	--	--	--	--	0.0%	14.3%	0.0%	0.0%	20.0%
Algebra II Common Core	--	--	--	--	--	--	--	--	--	--	--	0.0%	20.0%	0.0%	12.5%
Integrated Algebra	--	--	--	23.5%	19.5%	15.8%	66.0%	29.3%	15.5%	42.1%	17.1%	0.0%	--	--	--
Geometry	--	--	--	--	5.6%	0.0%	100.0%	40.9%	10.0%	25.0%	4.0%	0.0%	--	--	--
Algebra2/Trigonometry	--	--	--	--	--	--	--	--	0.0%	25.0%	0.0%	0.0%	--	--	--
Math A	--	37.5%	46.7%	30.4%	--	--	--	--	--	--	--	--	--	--	--
Math B	--	0.0%	0.0%	0.0%	--	--	--	--	--	--	--	--	--	--	--
Living Environment	--	31.3%	57.1%	14.8%	50.0%	51.2%	59.1%	48.3%	35.6%	28.6%	23.2%	29.2%	16.9%	38.0%	42.4%
Earth Science	100.0%	41.7%	40.0%	16.7%	0.0%	38.5%	17.6%	33.3%	27.6%	5.0%	25.0%	15.6%	15.8%	18.8%	18.2%
Chemistry	--	--	0.0%	0.0%	--	0.0%	0.0%	--	25.0%	0.0%	0.0%	100.0%	16.7%	0.0%	0.0%
Physics	--	--	0.0%	--	--	--	--	0.0%	--	--	--	--	--	100.0%	--
Global Studies	--	41.2%	34.8%	10.5%	41.7%	27.5%	12.0%	30.4%	60.0%	36.9%	37.1%	17.0%	13.1%	20.3%	25.0%
Global Studies II	--	--	--	--	--	--	--	--	--	--	--	--	--	--	48.6%
U.S. History/Government	--	--	35.7%	46.7%	33.3%	22.2%	24.6%	24.8%	35.3%	38.5%	45.5%	61.8%	41.2%	38.2%	13.3%
Spanish	--	100.0%	100.0%	100.0%	--	--	100.0%	--	--	--	100.0%	--	--	100.0%	100.0%
Latin	--	--	--	--	--	0.0%	--	--	--	0.0%	0.0%	--	0.0%	--	--

Red italics = less than 25 included exams



WILLIAMSBURG
CHARTER HIGH SCHOOL

Head of Operations Report

- Prepared Supplies, Materials, Keys, Rooms, Metrocards, Student Meals, Scanning and Attendance Procedures, and Support Staff Schedules for Summer School for 16 teachers and 322 registered students
- Distributing diplomas to June Graduates
- Conducted Fire Drill and distributed Emergency Evacuation Plans for Summer School
- Piloted Yondr “Be Here Now” Program to make Summer School a phone-free space for students.
 - Students lock their phone upon arrival each day and unlock it as the exit at dismissal. The phone/electronics remain in the student’s possession.
 - Parents can call the Main Office at 718-782-9830 to contact their child during the day.



Head of Operations Report

- Research shows that the mere presence of cellphones in the classroom can be detrimental to student performance.
 - According to a survey and report from Common Sense Media that involved 1,240 interviews with parents and their 12 to 18-year-old children, 50% of teens feel attached to their mobile devices, and 59% of their parents agree that their kids have a problem putting their devices down (U.S. News & World Report).

HOW IT WORKS




CASE

As students enter the phone-free space, phones will be placed in a Yondr case.



LOCK

Once inside, the case will lock. Students keep their phones throughout the day.



UNLOCK

To unlock the case, tap it on any teacher or administrator's unlocking base.



Head of Operations Report

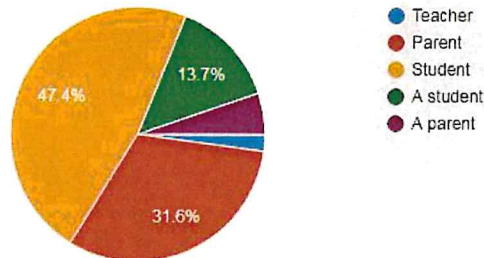
- Teacher/Parent/Student Full Day Yondr Survey Results

108 responses

[Publish analytics](#)

Role:

95 responses

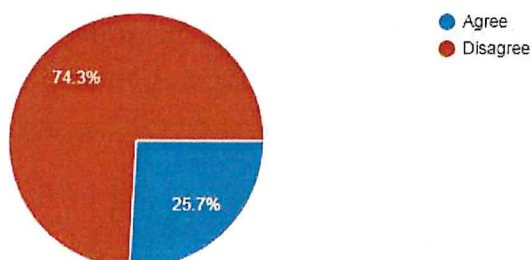


Head of Operations Report

- Teacher/Parent/Student Full Day Yondr Survey Results
 - Of those who "Disagree," most are Students
 - Of those who "Agree", almost all are Parents and Teachers

Students locking or "Yondring" phones in the morning and unlocking phones at the end of the day is a good idea?

109 responses

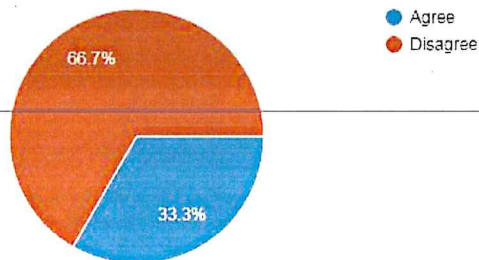


Head of Operations Report

- Teacher/Parent/Student Full Day Yondr Survey Results
 - Of those who “Disagree,” most are Students
 - Of those who “Agree”, almost all are Parents and Teachers

I believe using the Yondr system will eliminate distraction in the classroom?

108 responses



Head of Operations Report

- How will a phone/electronics-free school help?

We believe this will allow our students to be:

- Engaged in classroom activities and assignments
- Less dependent on electronics to do classwork
- Less likely to engage in conversations around bullying
- Less likely to be distracted and procrastinate on assignments in class

Ask: Requesting a Board resolution to update Community Covenant Cell Phone/Electronics policy to reflect students locking their phone/electronics in the Yondr case upon arrival and keeping it locked for the entire school day until they exit the building.



BE HERE NOW



Recruitment and Enrollment as of 7/25/19

<u>Powerschool</u> 714	<u>ATS</u> 914*	<u>FTE</u> 909.23**
---------------------------	--------------------	------------------------

*Includes pre-registered incoming students in ATS

****Estimated FTE for 2018-19 School Year (includes 2019 Graduates)**

School Mint Applications

Total Applicants for 2019-20: 877

Applicants Enrolled: 0

Current Waitlist: 2 Offered: 16

Enrollments in Process: 38

Registration Complete: 254

Recruitment and Enrollment

Rolling Admissions

- New email distributed by Daily News to the following 15 zip codes: 11236, 11205, 11216, 11249, 11203, 11222, 11378, 11238, 11225, 11201, 11379, 11223, 11217, 11101, 11103
- Attending the BedStuy Community Partnership Meeting on Monday, July 29, to distribute flyers and announcements
- Personal outreach to the families who have been offered seats and to the families with registrations in process

Completed/Verified Registrations as of 7/30:

9th: 217 /300

10th: 20 / 50

11th: 16 /20

12th : 9 / 10

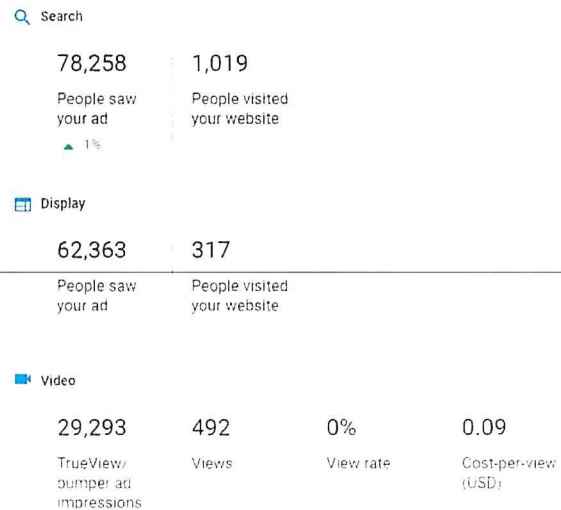
Total: 262

[illegible]

Recruitment and Enrollment

Social Media Outreach

- Updated Google, Facebook, Instagram Ads
- Google AdWords Account 7/14-7/20 Your account performance overview



Recruitment and Enrollment

Social Media Outreach

- Niche.com Account Data for June 2019
 - WCHS Profile received 359 views (vs. 181 in June 2018) & 115 clicks



	JUN	YTD	2018
Total Profile Views	359	2,470	2,242
<small>Views by City, State, & Country</small>			
Total Promoted Impressions	43,849	305,198	0
<small>Enrollment Marketing Performance Details</small>			
Sponsored Listings Impressions	43,849	297,450	0

Human Resources

July-August -- Preparation for 2019-2020:

- **Onboarding 20 employees / Offboarding 17** (Lower FTE attrition %)

New positions added

1 Director of Guidance & Scheduling, 2 Instructional Coaches, 2 additional Socio-Emotional ALs (Deans of Students), 2 additional Student Life Associates, 2 new counselors and a Benefits & Payroll Associate on the operations side.

Preparing for Professional Development 8/15

New staff: Benefits, PTO leave, time/attendance policies

All staff: online 45-minute Sexual Harassment training (satisfies both the New York State and New York City requirements, in accordance with the mandate <https://www1.nyc.gov/assets/cchr/training/english/index.html>)

- **Updating the Personnel Handbook**, policy forms, org chart, job descriptions
- **Human Capital Management** is moving through phases of implementation



WILLIAMSBURG
CHARTER HIGH SCHOOL

Human Resources

Benefits and Insurance - Ongoing considerations:

- Asset liability insurance We let our previous policies expire and chose to bind with Hanover for a \$39K cost reduction, as a temporary holdover while we consider our intended: Scholastic First.
- Currently comparing Hanover to Scholastic First, preparing a business case that shows upgrades and reduced expenditure for consideration.
- Longevity bonuses and incentives - ongoing consideration of proposals put forward in June (see previous report) -- i.e. Gradifi student loan assistance program



WILLIAMSBURG
CHARTER HIGH SCHOOL

Facilities

FACILITIES DEPARTMENT STATS 2019							
	Jan	Feb	Mar	April	May	June	July
DOB	0	0	0	0	0	0	0
ECB	0	0	0	0	0	0	0
DOH	0	1	0	0	1	0	0



WILLIAMSBURG

Facilities :

1) There were no school visits from the **Department of Buildings, Environmental Control Board**
Or the **Department of Health**

2) One HVAC blower motor required replacement.

3) There zero (0) window leaks reported during heavy rain for the month of July & the exterior building façade repairs are almost complete

4) New wall construction has commenced on the 8th and 5th floor creating two additional class & office spaces

5) Room 513 has been converted to a Health & Fitness Room

6) 2019 Summer Facilities recess work is still in progress floor work, painting, classroom & office deep cleaning, window cleaning, ceiling ventilation & cleaning.

7) The exterior building scaffold is scheduled to be removed the first week in August. At that time the side walk and building will be power washed and the surrounding tree planters will be weeded and decorated with red mulch decorating the trees



WILLIAMSBURG

Safety

SAFETY DEPARTMENT STATS 2019							
	Jan	Feb	Mar	April	May	June	July
Altercations	7	3	0	11	2	0	0
NYPD Visits	0	2	0	2	2	0	0
EMS Visits	1	2	1	2	2	0	0
FDNY Visits	0	0	1	0	1	0	1



WILLIAMSBURG
CHARTER HIGH SCHOOL

Safety

- 1) There were no student altercations on or off school property for the month of July.
- 2) There were no NYPD (Police) EMS (Emergency Medical Service) visits to the school for the month of July
- 3) There was one (1) FDNY (Fire Department) visit to the school & a summons was issued due to two false alarms being made due to two separate incidents where the school fire alarm pull station was activated. An investigation was unable to reveal who pulled the alarms. The matter is scheduled for an ECB hearing on 9/3/19
- 4) A request is being made to move two (2) Summit Officers to W.C.H.S. in-house Safety Officers for the upcoming school year




WILLIAMSBURG
CHARTER HIGH SCHOOL

Accountability and Development

Recent

- WCHS \$2,612 raised on GoFundMe for Mr. Cruz
- Disclosure of Financial Interest
- VADIR/SSEC
- Annual Report
- Nonmaterial Changes
 - Organizational chart
 - Bell schedule
 - Handbooks



In Loving Memory of Alberto Cruz

Manage your campaign

\$2,612 of \$5,000 goal

Raised by 35 people in 8 days

[Donate Now](#)

[Share on Facebook](#)

Created July 22, 2017

Fundraising Team

- Emergence
- Brooklyn, NY

Upcoming

- Title I



Accountability and Development

Williamsburg Charter High School
SY 18-19

