



**WCHS Board Meeting Agenda**  
**October 20, 2020**  
**6:00pm**

1. Welcome and Introductions
2. Approval of Board Minutes
3. Academics
4. Operations
  - a. 2020-21 Safety Plan approval and comment
5. COVID Safety & Emergency Preparedness Updates
  - a. Safety
  - b. Facilities
6. Recruitment and Enrollment
7. Finance
8. Accountability and Development
9. Executive Session



**WILLIAMSBURG**  
CHARTER HIGH SCHOOL

## **Board of Trustees Meeting**

October 2020

# Agenda

1. Academics Report
2. Operations Report
3. COVID Safety & Emergency Preparedness Updates
4. Recruitment and Enrollment
5. Finance
6. Accountability and Development



# Academics Report

- Chromebook Update
- Student Progress Reports
- Clubs and Activities
- Teacher Wellness Data
- T2 Plan and Student Schedule
- STAR Data







# T2 Instructional Plan Adjustments

- Fully Remote Plan beginning November 30, 2020 until further notice (beginning of T2)
- New Schedule with 110 minutes for each class, transitions between each class, four blocks a day with a 30 minute lunch
- Wednesdays--Asynchronous Learning, Mandatory sessions for students with special needs, and English Language Learners
- Reassess in-person instruction in January

# Proposed T2 Schedule

## M/Tu/Th/F Schedule

Time	Mins	Monday	Tuesday	Thursday	Friday
7:55 - 8:00	5	Homeroom			
8:00 - 9:30	110	1st Period	5th Period	1st Period	5th Period
9:30 - 9:45	15	BREAK			
9:45 - 11:15	110	2nd Period	6th Period	2nd Period	6th Period
11:15 - 11:45	30	LUNCH			
11:45 - 12:30	110	3rd Period	7th Period	3rd Period	7th Period
1:15 - 1:30	15	BREAK			
1:30 - 3:00	110	4th Period	8th Period	4th Period	8th Period
3:00 - 3:10	10	Planning			

# Proposed T2 Wednesday Schedule

<b>Wednesday Schedule</b>		
<b>Time</b>	<b>Mins</b>	<b>Wednesday</b>
7:55 - 8:00	5	Homeroom
8:00 - 9:30	110	ELA
9:30 - 11:00	110	Math
11:00 - 11:30	30	Lunch
11:30 - 1:00	110	Social Studies
1:00 - 2:30	110	Science
2:30 - 3:10	15	Dept Meetings



## Proposed T2 Schedule

[illegible]

# Star Testing

Universal Screener for  
Math & Reading

## 2020-2021 Star Testing

- Began 10/5 during synchronous advisory classes
- Makeup Office Hours have been offered
- This is the final week with Office Hours every day

**Data will be sent to students and families the week of Nov. 2nd via email**

Completion Rates	Reading	Math
9th Grade	47%	53%
10th Grade	60%	56%
11th Grade	69%	67%
12th Grade	61%	44%* <i>Not all 12th graders take Star Math</i>

As of 10/27 @ 2:30 PM

# Star Testing: Reading Initial Data

\*PR= Percentile Rank as compared with other similarly aged students nationally

READING	At/Above (At/Above 40 PR)	On Watch (At/Below 39 PR)	Intervention (At/Below 24 PR)	Urgent Intervention (At/Below 9 PR)
9th	21%	13%	28%	38%
10th	23%	18%	29%	30%
11th	34%	15%	28%	23%
12th	27%	21%	31%	21%



# Star Testing: Math Initial Data

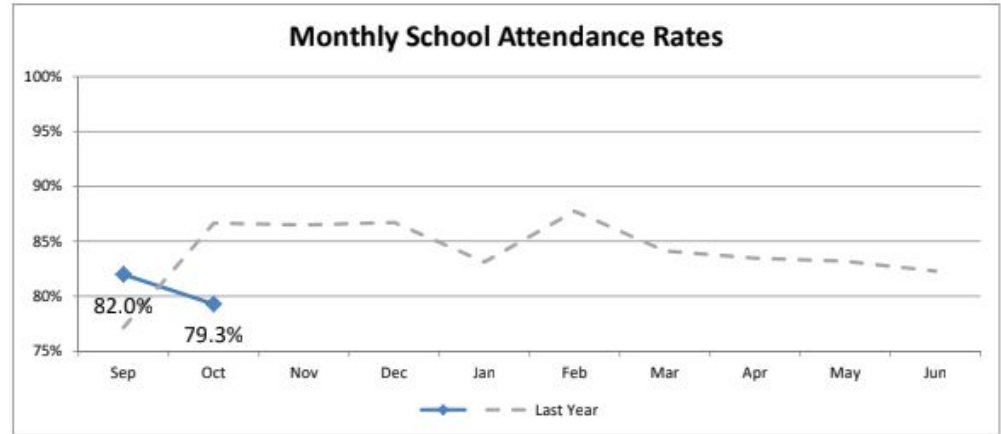
\*PR= Percentile Rank as compared with other similarly aged students nationally

<b>MATH</b>	<b>At/Above (At/Above 40 PR)</b>	<b>On Watch (At/Below 39 PR)</b>	<b>Intervention (At/Below 24 PR)</b>	<b>Urgent Intervention (At/Below 9 PR)</b>
9th	54%	19%	16%	11%
10th	58%	15%	19%	8%
11th	62%	15%	11%	12%
12th	60%	15%	15%	11%

# Operations Report

- Requesting 2020-21 Safety Plan approval
  - Emailed Bulletin announcement for comment in September (9/2) & Posted to website
- Attendance by Cohort as of 10/19/20:
  - Daily Auto-calls
  - Weekly Letters
  - Grade Team Outreach
  - Ops follow up with Pending/Zero Attend
  - Attendance Team outreach to students with Low Percentage Attendance

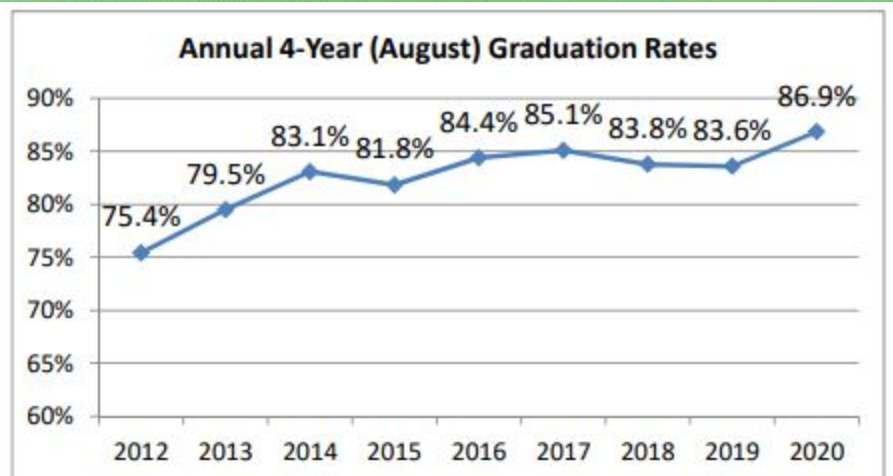
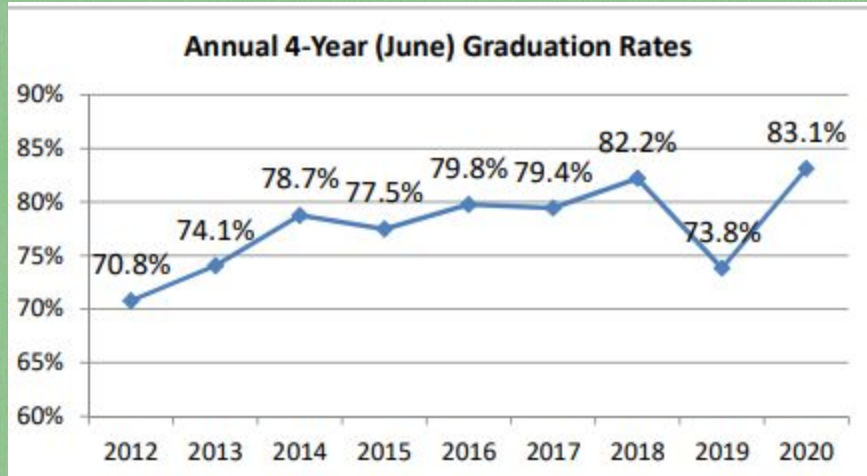
Attendance Rates by Month												
Cohort	Aug	Sep	Oct	Nov	Dec	Jan	Feb	Mar	Apr	May	Jun	YTD
2024		81.8%	88.2%									85.1%
2023		88.3%	82.8%									85.6%
2022		84.5%	80.4%									82.5%
2021		83.5%	77.3%									80.4%
<2021		27.6%	20.9%									24.3%
School		82.0%	79.3%									80.6%



# Operations Report

- Data Reports

## WCHS Historical Graduation Rates





# Operations Report

- Data Reports

## WCHS Historical Graduation Rates Detail

Cohort	Total	Removed	PR	Year of Graduation (Jun/Aug)					Total	IEP	Still	Later	Graduation Rates				
	Enrolled	< 4yrs	Acctable	4 (J)	4 (A)	5	6	>6	Graduates	Diploma	C/P/M	W or X	4-yr (J)	4-yr (A)	5-yr	6-yr	>6-yr
2008	187	46	141	80	16	17	6	0	119	0	0	22	56.7%	68.1%	80.1%	84.4%	84.4%
2009	189	66	123	57	30	17	4	1	109	0	0	14	46.3%	70.7%	84.6%	87.8%	88.6%
2010	209	54	155	84	23	17	5	2	131	0	0	24	54.2%	69.0%	80.0%	83.2%	84.5%
2011	236	62	174	105	9	17	6	5	142	2	0	30	60.3%	65.5%	75.3%	78.7%	81.6%
2012	331	95	236	167	11	25	4	0	207	0	0	29	70.8%	75.4%	86.0%	87.7%	87.7%
2013	353	114	239	177	13	16	6	2	214	4	0	21	74.1%	79.5%	86.2%	88.7%	89.5%
2014	284	77	207	163	9	17	5	0	194	0	0	13	78.7%	83.1%	91.3%	93.7%	93.7%
2015	386	133	253	196	11	15	3	1	226	1	0	26	77.5%	81.8%	87.7%	88.9%	89.3%
2016	231	58	173	138	8	5	0	1	152	5	1	15	79.8%	84.4%	87.3%	87.3%	87.9%
2017	293	45	248	197	14	15	4	0	230	1	1	16	79.4%	85.1%	91.1%	92.7%	92.7%
2018	252	61	191	157	3	4	6	0	170	1	7	13	82.2%	83.8%	85.9%	89.0%	
2019	323	66	256	189	25	18	0	0	232	0	8	17	73.8%	83.6%	90.6%		
2020	298	84	213	177	8	0	0	0	185	0	27	1	83.1%	86.9%			
Totals	3572	961	2609	1887	180	183	49	12	2311	14	44	241	72.3%	79.2%	82.5%	84.4%	84.5%

Gray cells represent current and future academic years.

PR (Progress Report) Accountable:

Enrolled as of their Vesting Date (6/30 of their 4th Year)

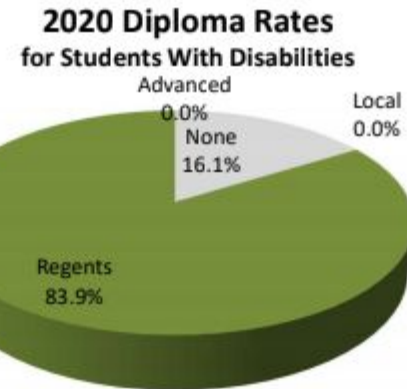
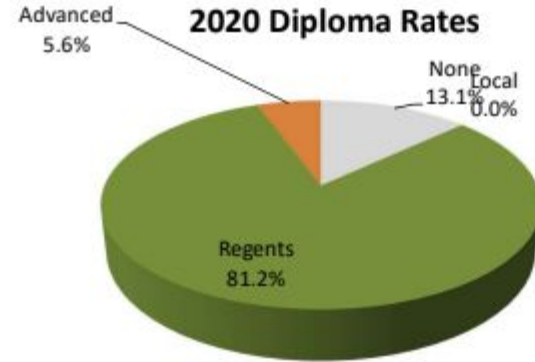
OR W/D prior to Vesting Date by Non-Removing (D or NR) Disch Code



**WILLIAMSBURG**  
CHARTER HIGH SCHOOL

# Operations Report

- Data Reports
  - WCHS 2020 Diploma Rates



# Operations Report

## Computers update 10-26-20

- # of Laptops on WCHS Inventory List: 586
  - # of Laptops loaned to Students in Grades 10-12: 384
  - # of Laptops loaned to Students in Grade 9: 124
  - # of Laptops Remaining in stock at WCHS: 66
  - # of Laptops Broken/in need of Repair in stock at WCHS: 9
- 
- # of Laptops on Order 7-31-20: 360
  - # of Laptops on Order 8-25-20: 963
  - # of Laptops Received by 10-22-20: 200
  - # of 9th Graders Requesting Laptops 9/25/20: 200
  - # of 9th Graders Requesting Laptops 10/26/20: 9
  - # of 10-12th Graders Requesting Laptops: 34
  - # of Wifi Hotspots Ordered: 250
  - # of Wifi Hotspots Requested: 252
  - # Wifi Hotspots Distributed: 14





# COVID Safety & Emergency Preparedness Updates

## Daily Screener Update

SEPTEMBER		OCTOBER	
	Non-Completion Average		Non-Completion Average
Week 1	(not enough data)	Week 5	6.5
Week 2	12	Week 6	4
Week 3	11.2	Week 7	3
Week 4	6	Week 8	5.6

- Follow up reminders sent
- At least one non-completion due to tech issue which has been resolved

# COVID Safety & Emergency Preparedness Updates

## Cluster Action Initiative protocol- we are not in a color-coded zone

- **Precautionary/Buffer: A “Yellow Zone”** area either is put in place as a broader buffer area to ensure COVID outbreak is not spreading into the broader community (“Yellow Buffer Zone”) OR is implemented independently based on the below metrics (“Yellow Precautionary Zone”). The purpose of a Yellow Buffer Zone is to
  - 1) restrict some activity to help prevent further spread from Red and/or Orange Warning Zone area;
  - 2) provide a larger defined geographic area where metrics can be monitored daily to ensure COVID is not spreading beyond the Red Zone or Orange Warning Zone.
- **Warning/Buffer: An Orange Zone** area either is put in place primarily in densely populated urban areas as a tight buffer zone around a Red Zone microcluster (“Orange Buffer Zone”) area OR is implemented independently as a focus area based on the below metrics (“Orange Warning Zone”). The purpose of an Orange Buffer Zone is to
  - 1) restrict activity to prevent further spread from Red Zone area;
  - 2) provide a defined geographic area where metrics can be monitored daily to ensure COVID is not spreading beyond the Red Zone.
- **MicroCluster: A “Red Zone”** focus area is put in place to contain spread from a specific, defined geographic area.



# COVID Safety & Emergency Preparedness Updates

## The NYS Cluster Action Initiative requires schools in the yellow zone to:

1. Beginning October 16, 2020, test 20% of in-person students, teachers and staff at least once per week, for as long as school remains in the yellow zone.
2. Report number of tests and cases through the daily NYS school COVID-19 Report Card.

## What this means for WCHS...

1. In the event that WCHS is placed in a cluster zone, you will be notified via email, social media, and via the website on our COVID portal ([www.thewcs.org/covid-19/](http://www.thewcs.org/covid-19/)). School closures will also be announced via email, social media and on the website. The COVID portal will be updated daily to show WCHS' color zone.
2. If WCHS is in a **YELLOW** zone, school will continue as usual.
3. In-person WCHS students, teachers, staff will be chosen randomly weekly for testing.
4. You will be notified if you are selected. You will be expected to get tested after school between the hours of 1 and 5pm that week. If for any reason you can't or won't, let us know. You can voluntarily provide us the status of your test, by emailing [COVIDSYMPTOMS@THEWCS.ORG](mailto:COVIDSYMPTOMS@THEWCS.ORG), but the city will notify us if you are COVID positive. Please be accurate and responsive to survey.
5. If WCHS is placed in **ORANGE** zone, the school building will be closed for 14 days.
6. If WCHS is placed in **RED** zone, the school building will be closed indefinitely.



# COVID Safety & Emergency Preparedness Updates

- Details from the Cluster Action Initiative will be provided to you in writing.
- Updates to online School Safety Plan are forthcoming.
- Some issues have arisen surrounding COVID screening protocols and calling out of work. Reminder sent to all staff today to clarify.
- Utilizing the NYC Situation Room as resource.

# Safety

- Safety has prioritized daily temperature screening checks for all staff, students and visitors upon entry to the building.
- There has been no reports of any incidents during in-person learning at the school.
- Two (2) Fire Drills, One (1) Lockdown drill and One (1) Code Blue Drill was conducted
- There were no reports of staff issues





# Facilities

- Daily sanitizing & Nightly disinfecting is ongoing utilizing an Electrostatic sprayer
- One (1) Air Conditioning & Heating compressor was replaced
- Air conditioning units have been shut down and heat is prepared
- Elevators 1 & 2 are being scheduled for an annual Category 1 testing to ensure proper operation





# Recruitment and Enrollment as of 10/23/20

<u>Powerschool</u>	<u>ATS</u>	<u>FTE</u>
982	982*	962.12

\*ATS includes 4 Pending Discharge and 18 students with Zero Attendance

## School Mint Applications

Total Applicants for 2020-21: 1015

Applicants Verified: 267 Registration Complete: 1

Current Waitlist: 41 Offered: 2

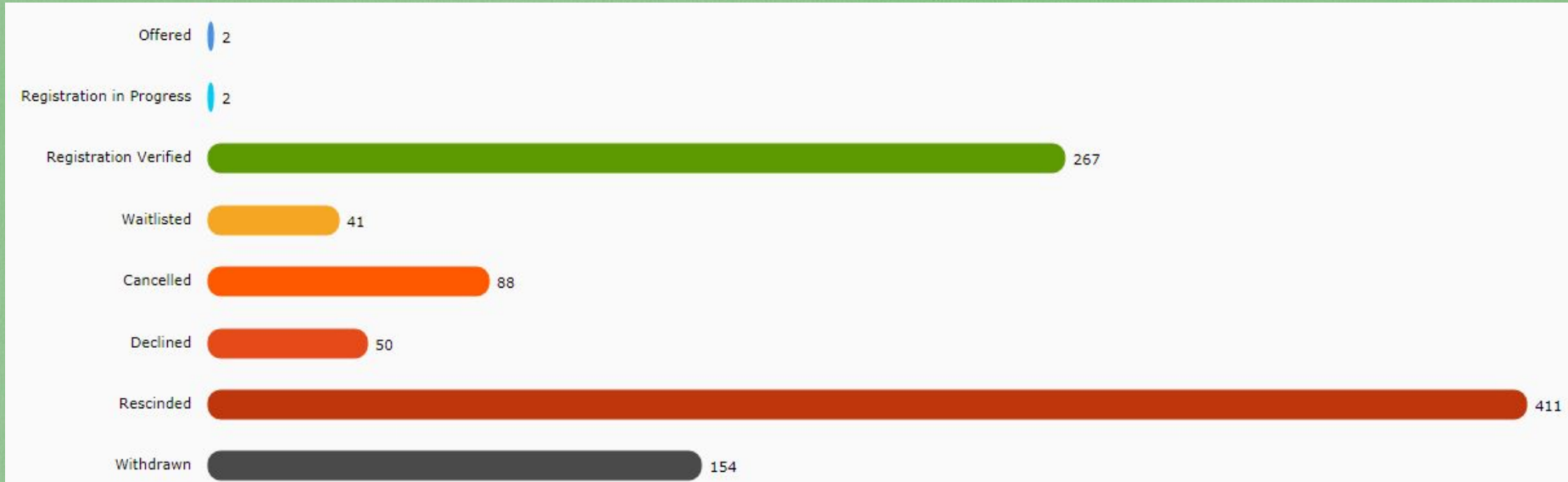
Enrollments in Process: 2

Applicants for 2021-22 (including Withdrawn, Declined): 24 - Application opened 9/1

# Recruitment and Enrollment

## 2020-21 Lottery Registration Numbers as of 10/23/20

- Registration and Verification is ongoing as is follow up with Offers made
- Ops Team conducting outreach to Cancelled/Declined/Rescinded/Withdrawn



# Recruitment and Enrollment

## 2020-21 Lottery Registration Numbers as of 10/23/20

- Registrations in Progress = 2

9th	10th	11th	12th	Total
2	0	0	0	2

- Offered: 2

9th	10th	11th	12th	Total
2	0	0	0	2

- Waitlist = 41

9th	10th	11th	12th	Total
0	25	1	15	41



# Recruitment and Enrollment

## 2020-21 PowerSchool Enrollment by Grade and Class as of 10/23/20

Grade Level	Total in Grade	2016	2017	2018	2019	2020	2021	2022	2023	2024
9	239 105 / 134	0 0 / 0	0 0 / 0	0 0 / 0	0 0 / 0	2 2 / 0	0 0 / 0	1 0 / 1	13 6 / 7	223 97 / 126
10	301 145 / 156	1 1 / 0	0 0 / 0	2 1 / 1	1 1 / 0	7 3 / 4	19 12 / 7	38 14 / 24	233 113 / 120	0 0 / 0
11	188 87 / 101	0 0 / 0	0 0 / 0	0 0 / 0	1 1 / 0	0 0 / 0	11 5 / 6	176 81 / 95	0 0 / 0	0 0 / 0
12	254 126 / 128	0 0 / 0	1 1 / 0	5 2 / 3	6 4 / 2	18 10 / 8	224 109 / 115	0 0 / 0	0 0 / 0	0 0 / 0
Total	982 463 / 519	1 1 / 0	1 1 / 0	7 3 / 4	8 6 / 2	27 15 / 12	254 126 / 128	215 95 / 120	246 119 / 127	223 97 / 126

# Recruitment and Enrollment

## 2020-21 Recruitment Outreach

- **Next Virtual Open House 11/7 at 10am**
- **Common Application Launch for 2021-22 application to November 9.**
  - In the interim, NYC Charter Center will extend the system to continue to accept applications for this school year 2020-21. SchoolMint is now working on shifting back to the current application period for this year.
  - **New Timeline:**
    - Oct 12 – Nov 8: Application open for current school year 2020-21
    - Nov 9 – Apr 1: Application open for next school year 2021-22

# Finance

## WCHS Financial Update Board Meeting - Oct 27, 2020

As of **September 2020**, total collected revenue for the period is \$4,230,990 million and total expenses for the period are \$3,867,047 million.

Total Excess of revenue over expenses for the period is \$363,943

<b>Total Assets</b>	<b>\$18.4 million</b>
Total cash	\$13.9
Total Fixed Assets	\$2.0
Building Deposit	\$1.5
PPP Loan	\$2.0
Total Liabilities	\$14.3(*)

\* Primarily – Deferred Rent of \$10,059,949 million.





# Accountability and Development

## Governance

- Thank you to Ivette Cruz
- Students from summer leadership program interested in applying to be student advisors to the Board - will circle back about selection process (thank you to Shante and Charisse) and other advisor positions
- Continuing to monitor Executive Orders
  - Modifications to Open Meetings Law extended through November 3
  - Cluster Action Initiative protocol- we are not in a color-coded zone
- NYSED Annual Report Progress Towards Goals and Audit due November 2
- Title I Comparability Report and Supplement not Supplant Surveys submitted today
- ESSER fund application need to be re-submitted by all schools due to federal government by end of November - charter school applications do not change much
- Attended a number of NYCSA's Annual Conference sessions last week
  - Entered PPE Video Contest with Mr. James' safety video - the video was not selected but we received complimentary tickets to next year's conference



# Accountability and Development

## Community

- October Parent Leadership Council Meeting and Elections on Thursday at 6pm
- [GoFundMe](#) for student injured in fire that destroyed home - **raised \$3,885 so far for the family**
  - Huge thanks to staff who've generously donated and shared to their networks
- Giving Tuesday coming up
- T-Mobile Project10 Million grant application for reduced cost hotspots (\$15/hotspot vs \$20/hotspot)
- Included staff award show put together by WCHS staff in Board materials

## Website

- I've learned how to embed slides onto the website (watch out world) - club page has been updated, SEALS and parent pages coming right up

